



Università degli Studi della Tuscia
Viterbo

Tesi di Dottorato di Ricerca

Dottorato di Ricerca in Scienze Ambientali XIX ciclo

**New routes to biologically interesting heterocycles by
palladium-catalyzed reactions**

Tutor interno
Dr. Roberta Bernini

Tutor esterno
Prof. Giancarlo Fabrizi

Dottoranda
Ilse Maria Luce De Salve

Coordinatore
Prof. Enrico Mincione

Triennio 2004-2007

To my joys

CONTENTS

THESIS AIM	6
References	8
Chapter 1. BACKGROUND OF Pd-CATALYSED REACTIONS	10
1.1 Pd-catalyzed reactions	11
1.2 Organo-Palladium complexes	12
1.3 Ligands for Organo-Palladium complexes	13
1.4 General patterns of Pd and Pd complexes chemical processes	15
1.4.1 Oxidative addition	15
1.4.2 Transmetallation and reductive elimination	19
1.4.3 Electrophilic palladation	20
1.5 Reactivity of Organo-Palladium complexes	20
1.5.1 σ -Organo-Palladium complexes	20
1.5.2 η^2 -Organo-Palladium complexes	22
1.5.3 η^3 -Organo-Palladium complexes	24
References- Chp.1	26
Chapter 2. COMPLEX MOLECULES BY HECK, SONOGASHIRA AND SUZUKI-MYAURA REACTIONS	28
2.1 Heck reaction	29
2.1.1 Our recent acquisitions on the Heck reaction	31
2.2 Benzofurans core construction by Sonogashira reaction	34
2.3 Suzuki reaction	40

References-Chp.2	42
Chapter 3. SYNTHESIS OF COUMARINS IN A MOLTEN TETRABUTYLAMMONIUM ACETATE/TETRABUTYLAMMONIUM BROMIDE MIXTURE THROUGH A DOMINO HECK REACTION/CYCLIZATION PROCESS	45
Introduction	45
Results and discussion	47
Conclusion	51
References-Chp.3	51
Chapter 4. THE HECK REACTION OF β-ARYLACRYLAMIDES. AN APPROACH TO 4-ARYL-2-QUINOLONES	53
Introduction	53
Results and discussion	53
Conclusion	62
References-Chp.4	62
Chapter 5. 4-ARYL-2-QUINOLONES THROUGH A PSEUDO-DOMINO HECK/BUCHWALD-HARTWIG REACTION IN A MOLTEN TETRABUTYLAMMONIUM ACETATE/TETRABUTYLAMMONIUM BROMIDE MIXTURE	64
Introduction	64
Results and discussion	66
Conclusion	72
References-Chp.5	72

Chapter 6. PALLADIUM-CATALYZED SYNTHESIS OF LIPOPHILIC BENZO[<i>b</i>]FURANS FROM CARDANOL	75
Introduction	75
Results and discussion	76
Conclusion	84
References-Chp.6	84
Chapter 7. NEW ARYLATED CATECHINS BY SUZUKI REACTION	87
Introduction	87
Results and discussion	90
Conclusion	94
References-Chp.7	94
Appendix I. EXPERIMENTAL SECTION	95
Appendix II. PAPERS	115
Appendix III. COMMUNICATIONS	116
ACKNOWLEDGEMENTS	118

THESIS AIM

THESIS AIM

Over the last few years, industry focused its efforts on the development of new technologies for pollution prevention.^[1] This approach is the way of modern business. It uses less energy, requires minimal product separations, generally involves less capital investment and there is no impact on the environment. To move in this direction, scientists must bring themselves about these changes in a way that addresses the concern of Count Antoine de Saint-Exupéry, author of "The Little Prince", who said: "*We have not inherited the land of our ancestors; we are borrowing the land of our children*".

In the last years, green chemistry has been recognized as a new approach to scientifically based environmental protection. Green chemistry "is the design of chemical products and processes which reduce or eliminate the use and the generation of hazardous substances in the design, manufacture and application of chemical products".^[2] It utilizes a set of twelve principles^[3] (Table 1) and the catalysis has a fundamental role.^[4]

In the last decades, palladium-catalyzed reactions have become an important and extremely flexible tool for practicing organic chemists.^[6,7] As palladium chemistry is generally tolerant of a wide range of functionalities, it is applicable to complex molecules. Thus, a large number of fine chemicals and biologically active ingredients have been prepared in fewer steps and with less wastes than classical methods. Even the design of heterocyclic synthesis has been deeply influenced and modified by the growing utilization of palladium catalysis,^[8,9] as testified by the wide amount of studies on the palladium-catalyzed synthesis and functionalization of heterocycles.

In this context, during my doctorate activity, we investigated the construction of heterocyclic rings and the production of derivatives of heterocyclic compounds of biological interest through palladium-catalyzed reactions. In some cases, these synthesis have been performed in environmentally friendly solvents and organic compounds present in agroindustrial wastes have been used as starting materials to achieve their "chemical valorization".

Then, using our background on the Heck reaction it appeared to us particularly interesting to investigate the possibility to develop domino vinylic substitution/cyclization processes to obtain functionalised coumarins and 2-quinolones in molten salts, new reaction media having

THESIS AIM

interesting green properties (no detectable vapour pressure, possible recycling, thermal robustness).

Table 1. The 12 Principles of Green Chemistry.

1.	It is better to prevent waste than to treat or clean up waste after it is formed
2.	Synthetic methods should be designed to maximize the incorporation of all materials used into the final product.
3.	Wherever practicable, synthetic methodologies should be designed to use and generate substances that possess little or no toxicity to human health and the environment.
4.	Chemical products should be designed to preserve efficacy of function while reducing toxicity.
5.	The use of auxiliary substances (e.g. solvents, separation agents, etc.) should be made unnecessary wherever possible and, innocuous when used
6.	Energy requirements should be recognized for their environmental and economic impacts and should be minimized. Synthetic methods should be conducted at ambient temperature and pressure
7.	A raw material of feedstock should be renewable rather than depleting wherever technically and economically practicable
8.	Unnecessary derivatization (blocking group, protection/deprotection, temporary modification of physical/chemical processes) should be avoided whenever possible.
9.	Catalytic reagents (as selective as possible) are superior to stoichiometric reagents.
10.	Chemical products should be designed to preserve efficacy of function while reducing toxicity.
11.	Analytical methodologies need to be developed to allow for real-time, in-process monitoring and control prior to the formation of hazardous substances.
12.	Substances and the form of a substance used in a chemical process should be chosen so as to minimize the potential for chemical accidents, including releases, explosions and fires.

At the same time, we explored in more detail the Heck reaction of β,β -diarylacrylamides and the results obtained prompted us to investigate the utilization of this chemistry for the preparation of 2-quinolone derivatives through an intramolecular carbon-nitrogen bond forming step. Concerning the cyclization step, the economic attractiveness of copper-based methods and the growing interest in copper-catalyzed syntheses^[10] stimulated us to develop a copper-catalyzed protocol.

As part of our studies devoted to the construction of the benzo[*b*]furan skeleton via palladium-catalyzed cyclization of acetylenic precursors,^[11] we explored the extension of our alkyne

THESIS AIM

chemistry to the preparation of lipophilic benzo[*b*]furan derivatives from cardanol, a natural renewable phenolic lipid obtained by vacuum distillation of the by-product of the cashew tree (*Anacardium occidentale L.*) industry.^[12]

Finally, using catechins and epicatechins as substrates, organic resource obtained from wastes of wine industrial production, we investigated the utilization of the Suzuki reaction to obtain the corresponding arylated catechin derivatives.^[13]

In all the synthetic protocols developed in this work we have taken advantage of several green chemistry principles. In fact, using palladium-catalysis it has been possible to maximize the incorporation of atoms and realize one-pot or domino processes. Raw material of feedstock and alternative no-toxic solvents have been used.

References

- [1] J. A. Cusumano; *Journal of Chemical Education*. **1995**, *72* (11),959.
[2] T.J. Collins, *Macmillan Encyclopedia of Chemistry*, Macmillan, New York, **1997**.
[3] P.T. Anastas, J.C. Warner, *Green Chemistry: Theory and Practice*, Oxford University Press, New York, **1998**, p. 30.
[4] Anastas, P. T.; Bartlett, L. B., Kirchoff, M. M.; Williamson, T. C., *Catalysis Today* **2000**,*55*, 11-22.
[5] Sheldon, R. A. *Chemical Engineering Progress*, December **1991**, p 12.
[6] For some recent books on palladium catalysis in organic synthesis, see: (a) Tsuji, J. *Palladium Reagents and Catalysts - New Perspectives for the 21st Century*; John Wiley & Sons: New York, **2004**. (b) *Handbook of Organopalladium Chemistry for Organic Synthesis*, Negishi, E., Ed.; John Wiley & Sons: New York, **2002**; Vols. 1 and 2. (c) *Perspectives in Organopalladium Chemistry for the XXI century*; Tsuji, J., Ed.; Elsevier: Amsterdam, 1999 (d) Tsuji, J. *Palladium Reagents and Catalysts – Innovation in Organic Synthesis*; John Wiley & Sons: New York, **1995**.
[7] For some masterful recent reviews on palladium catalysis in organic synthesis, see: *Heck reaction*: (a) Beletskaya, I. P.; Cheprakov, A. V. *Chem. Rev.* **2000**, *100*, 3009. (b) Amatore, C.; Jutand, A. *Acc. Chem. Res.* **2000**, *33*, 314. (c) Bhanage, B. M.; Arai, M. *Catalysis Reviews* **2001**, *43*, 315. (d) Littke, A. F.; Fu, G. C. *Angew. Chem. Int. Ed.* **2002**, *41*, 4176. *Coupling reactions*: e) Special "Issue 30 Years of the Cross-coupling Reaction" *J. Organomet. Chem.* **2002**, *653*, 1. (f) Hassan, J.; Sevignon, M.; Gozzi, C.; Schulz, E.; Lemaire, M. *Chem. Rev.* **2002**, *102*, 1359. ref. 3a. *Reactions of aryl halides with soft, non-nucleophilic nucleophiles*: (g) Prim, D.; Campagne, J.-M.; Joseph, D.; Andrioletti, B. *Tetrahedron* **2002**, *58*, 2041. (h) Shlummer, B.; Sholz, U. *Adv. Synth. Catal.* **2004**, *346*, 1599. ref. 3a. *Alkynylation reactions*: (i) Negishi, E.; Anastasia, L. *Chem. Rev.* **2003**, *103*, 1979. *Synthesis of nucleosides*: (j) Agrofoglio,

THESIS AIM

L. A.; Gillaizeau, I.; Saito, Y. *Chem. Rev.* **2003**, *103*, 1875. *Synthesis and reactions of organometal reagents*: (k) Marshall, J. A. *Chem. Rev.* **2000**, *100*, 3163. *Reactions of allenes*: (l) Zimmer, R.; Dinesh. C. U.; Nandan, E.; Khan, F. A. *Chem. Rev.* **2000**, *100*, 3067. *Oxidation of alcohols*: (m) Muzart, J. *Tetrahedron* **2003**, *59*, 5789. *Removing palladium impurities from organic compounds of pharmaceutical interest*: (n) Garret, C. E.; Prasad, K. *Adv. Synth. Catal.* **2004**, *346*, 889.

[8] Li, J. J.; Gribble, G. W. *Palladium in Heterocyclic Chemistry*; Pergamon: New York, **2000**.

[9] For some major review articles on palladium catalysis in the synthesis and functionalization of heterocycles, see: (a) Zeni, G.; Larock, R. C. *Chem. Rev.* **2004**, *104*, 2285. (b) Alonso, F.; Beletskaya, I. P.; Yus, M. *Chem. Rev.* **2004**, *104*, 3079. (c) Nakamura, I.; Yamamoto, Y. *Chem. Rev.* **2004**, *104*, 2127. (d) Cacchi, S.; Fabrizi, G.; Parisi, L. M. *Heterocycles* **2002**, *58*, 667. (e) Battistuzzi, G.; Cacchi, S.; Fabrizi, G. *Eur. J. Org. Chem.* **2002**, 2671. (f) Li, J. J. *Alkaloids: Chemical and Biological Perspectives* **1999**, *14*, 437.

[10] For an excellent review, see: Ley, S. V.; Thomas, A. W. *Angew. Chem. Int. Ed.* **2003**, *42*, 5400.

[11] (a) Arcadi, A.; Marinelli, F.; Cacchi, S. *Synthesis* **1986**, 749. (b) Arcadi, A.; Cacchi, S.; Del Rosario, M.; Fabrizi, G.; Marinelli, F. *J. Org. Chem.* **1996**, *61*, 9280. For a recent review on the palladium-catalyzed construction and functionalization of benzo[b]furans, see: (c) Cacchi, S.; Fabrizi, G. Goggiamani, A. *Curr. Org. Chem.* **2006**, *10*, 1423.

[12] For reviews on the chemistry of cardanol, see: (a) Tyman, J. H. P. *Chem. Soc. Rev.* **1979**, *8*, 499. (b) Attanasi, O. A.; Buratti, S.; Filippone, P. *Chim. Ind. (Milan)* **1996**, *78*, 693.

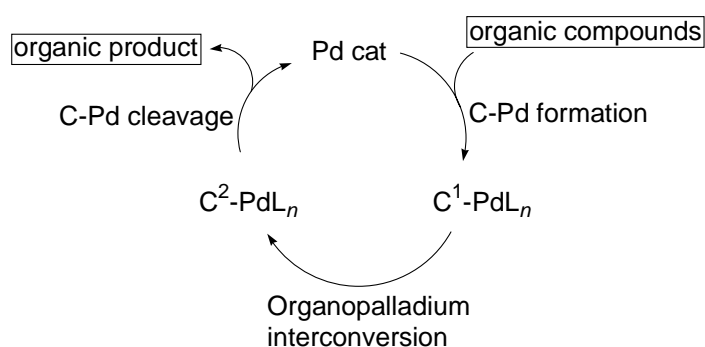
[13] a) Shrinkhande, A. *J. Food Res. Int.* **2000**, *33*, 469-474; (b) Bagchi, D.; Bagchi, M.; Stohs, S.J.; Das, D. K.; Ray, S. D.; Kuszynski, C. A.; Joshi, S. S.; Prucss, H. G. *Toxicology* **2000**, 187-197; (c) Torres, J. L.; Varela, B.; Garcia, M.T.; Carilla, J.; Matito, C.; Centellas, J. J.; Cascante, M.; Sort, X.; Bobet, R. J. *Agric. food Chem.* **2002**, *50*, 7548-7555; (d) Gonzales-Paramas, A. M.; Estaban-Ruano, S.; Santos-Buelga, C.; De Pascual-Teresa, S.; Rivas-Gonzalo, J. C. *J. Agric. food Chem.* **2004**, *52*, 234-238; (e) Louli V.; Ragoussis, N.; Magoulas; K. *Bioresour. Technol.* **2004**, *92*, 201-208.

BACKGROUND OF PALLADIUM-CATALYZED REACTIONS

Over the last three-four decades palladium has definitely influenced and improved organic synthesis.^[1] Being the 46th atom in the periodic table, Pd is a second row transition metal of moderately large atomic size, larger than Ni but smaller than Pt. Its size influence significantly its chemical properties, such as the moderate stability of its compounds and their versatility and selectivity. Palladium typically exists in the 0 and +2 oxidation states (separated by a relatively narrow energy gap), rarely +1, +2, +4; thanks to these characteristics one-electron or radical processes are relatively rare whereas two electron oxidation and reduction is ready and reversible. Pd's electronic configuration is [Kr]4d¹⁰ and tends to form d¹⁰ Pd(0) and d⁸ Pd(II) complexes of relatively low oxidation states, it is consequent that Pd is rather *soft* than the smaller Ni and the larger Pt. Coupled with the ready formation of coordinatively unsaturated species of 16 or even less electrons providing one or more empty coordination sites, Pd can indeed provide simultaneously at least one each of empty and filled nonbonding orbitals. Thus it can be understood why Pd can readily participate to concerted reactions with low activation energies. Some of the selectivity features, stereoselectivity is one of these, can be readily attributed this characteristic. The most significant consequence of its high propensity to run in concerted reactions, is the high affinity for nonpolar π -compounds, such as alkynes, alkenes and even arenes. Furthermore, it can also readily form σ bonds with nonbonding electron donors, such as amines, imines, nitriles, phosphines, phosphites, and various other N, P, S, O containing donors. Carbon monoxide and isonitriles are also representative examples of C -centered n -electron donors. Thank to this, Pd-mediated reactions are usually carried up in mild conditions. Palladium is relatively unreactive toward many functionalities, such as aldehydes, ketones, esters, amides, as well as nitro and ciano groups permitting to have often a wide generalization of the procedures. In the majority of Pd-catalysed reactions, some interconversions between Pd(0) and Pd(II) species must occur. As stated earlier the interconversion Pd(0) over Pd (II) is kinetically easily occurring in either direction under one set of reaction conditions so it is possible to have catalysis. Thus, this easy interconversion appears to be serving as a very favourable factor rather than a limitation. Finally, palladium appears to be relatively no-toxic, though very few substances can be definitely considered no-toxic at all.

1.1 Pd-Catalyzed reactions

Synthesis of organic compounds *via* organopalladium complexes in most cases involves generation of C-Pd bonds and their subsequent cleavage (Scheme 1).



Scheme 1

Pd catalysts and Pd-containing intermediates in a catalytic cycle itself must be regenerated in the reaction vessel under one set of reaction conditions without any additional external manipulations. This requires that the sum of Δ FOS (i.e., change in formal oxidation state) for the whole catalytic cycle must be zero. This is but one of many "zero sum" principles governing various aspects of chemical processes.

There are different kinds of reagents and reactions that can reduce Pd(II) to Pd(0) species or provide the reverse oxidation. Pd(II) species added as precatalysts might be transformed into catalysts that appear in catalytic cycles themselves. A wide variety of reactions involving the reactants, ligands, and/or solvents present in a given reaction mixture can reduce Pd(II) species. Therefore, in some cases Pd(II) reduction can be achieved without adding externally reducing agents but by internal reduction. In fact it's known that reductive elimination, reductive decomplexation, and some processes involving nucleophilic attack on ligands can reduce Pd(II) species. Although the majority of Pd-catalyzed reactions are initiated by Pd(0) catalysts (which then undergo a series of Pd(0)-Pd(II) redox processes) there are many other Pd catalyzed reactions that are initiated by Pd(II) complexes. Most of the Pd(II) initiated reactions do involve reduction of Pd(II) species to Pd(0) species. In many of these reactions,

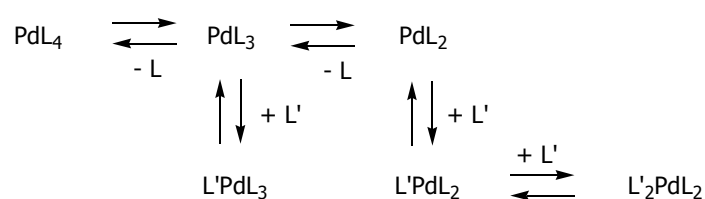
Background of Pd-Catalysed reactions - Chp. 1

the Pd(0) species must be externally oxidized to regenerate the original Pd(II) catalysts. For this purpose in addition to O₂, and CuCl, quinones (e.g., DDQ), peroxides (e.g., t-BuOOH) halogens, and halo-derivatives including organic halides have been used.

1.2 Organo-Palladium complexes

Pd(0) complexes tend to exist as coordinatively saturated 18-electron tetrahedral d¹⁰ complexes, but they can readily dissociate into coordinatively unsaturated 16 or less-electron d¹⁰ species. On the other hand, Pd(II) complexes tend to exist as coordinatively unsaturated 16-electron square planar d⁸ complexes. Although they are reluctant to form coordinatively saturated 18 electron five-coordinated d⁸ complexes, such complexes are kinetically readily accessible, and they can serve as transient intermediates in ligand substitution. Pd(II) d⁸ complexes may also undergo substitution by dissociative processes, which must involve 14 or less-electron species as transient intermediate. In all of these processes, the crucial requirement is the coordinative unsaturation or the presence of one or more valence-shell empty orbitals as Lewis acidic sites (Scheme 2).

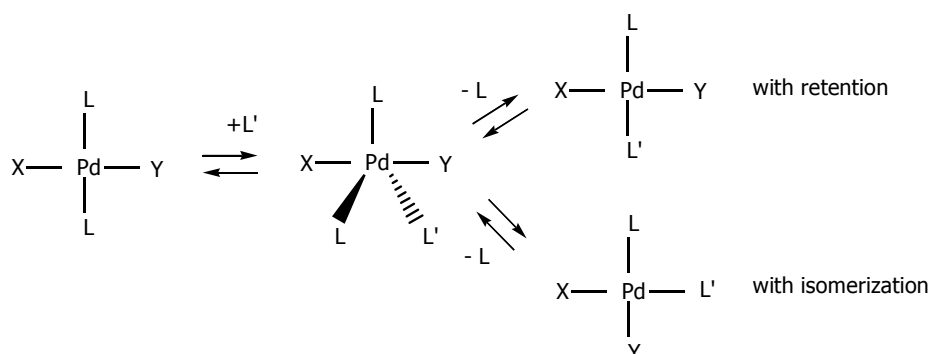
Dissociative ligand substitution reactions of 18-electron d¹⁰ Pd(0) complexes



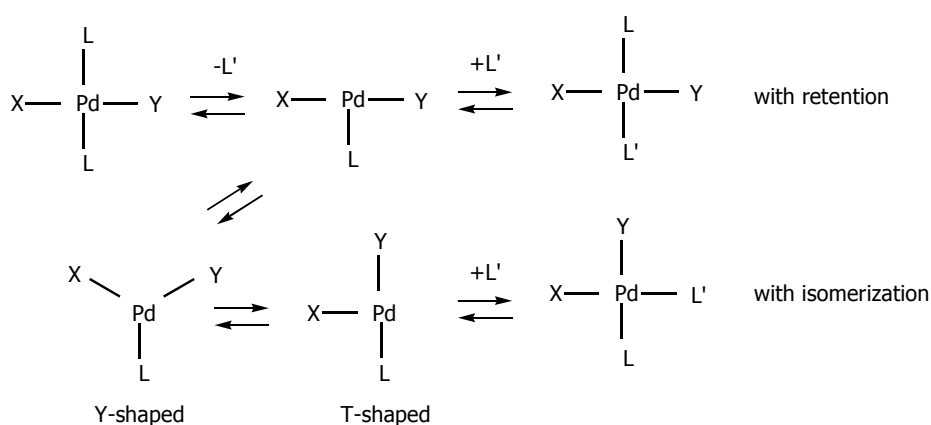
Scheme 2

Background of Pd-Catalysed reactions - Chp. 1

Associative ligand substitution reactions of 16-electron d^8 Pd(II) complexes



Dissociative ligand substitution reactions of 16-electron d^8 Pd(II) complexes



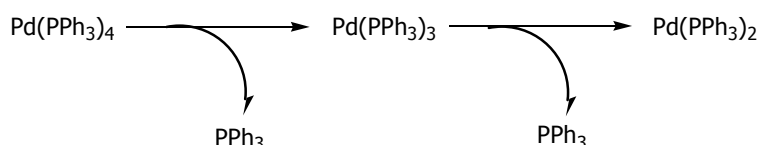
Scheme 2

1.3 Ligands for Organo-Palladium complexes

The nature of the ligand to be incorporated, especially its nucleophilicity or basicity, the electrophilicity or acidity of the leaving ligands and the nature and stereochemistry of the other ligands are factors that affect the rate and equilibrium of the ligand substitution. Two of the most commonly used palladium(0) complexes are the commercially available $\text{Pd}(\text{PPh}_3)_4$, unstable in air and light sensitive, and $\text{Pd}_2(\text{dba})_3$ (dba = dibenzylideneacetone), whose storage and manipulation is quite easier than the former one. When $\text{Pd}(\text{PPh}_3)_4$ is used, the coordinatively unsaturated, catalytically active $\text{Pd}(\text{PPh}_3)_2$ (14 electrons species) is generated

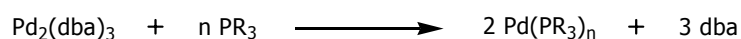
Background of Pd-Catalysed reactions - Chp. 1

via a two-step equilibrium process involving the initial loss of a phosphine ligand to give $\text{Pd}(\text{PPh}_3)_3$ followed by the loss of a second phosphine ligand (Scheme 3).



Scheme 3

In the $\text{Pd}_2(\text{dba})_3$ complex each palladium is coordinated to three olefinic double bonds. Being dba a weaker ligand than phosphine, $\text{Pd}_2(\text{dba})_3$ represents a useful source of $\text{Pd}(0)$ to prepare palladium-phosphine complexes *in situ* by a ligand exchange reaction with a variety of monodentate and bidentate phosphines (Scheme 4). This quite easy exchange is particularly useful when the reaction requires the use of $\text{Pd}(0)$ complexes for instance containing chiral or electron-rich bulky phosphines.



Scheme 4

Palladium on charcoal, or other supported palladium metal catalysts, can also be used as a source of $\text{Pd}(0)$. In these cases, reactions occur under heterogeneous conditions; the presence of phosphine ligands may involve soluble palladium complexes in a sort of a like $\text{Pd}(\text{PR}_3)_n$ catalyst system.^[2] Palladium(0) species are frequently formed *in situ* through the reduction of palladium(II) species by several reagents such as alkenes, terminal alkynes, carbon monoxide, alcohols, amines, formate anions, metal hydrides, butyl lithium as well as phosphines.^[3]

The most commonly used palladium(II) salts are commercially available PdCl_2 and $\text{Pd}(\text{OAc})_2$, very often utilized as phosphines complexes such as $\text{PdCl}_2(\text{PPh}_3)_2$, $\text{Pd}(\text{OAc})_2(\text{PPh}_3)_2$, typically formed *in situ* combining PdCl_2 or $\text{Pd}(\text{OAc})_2$ with PPh_3 . Palladium(II) salts are fairly electrophilic species and tend to react with electron-rich compounds such as alkenes and alkynes, as well as arenes. Typical reaction of palladium(II) salts with alkenes or alkynes afford π -complexes.[see

Background of Pd-Catalysed reactions - Chp. 1

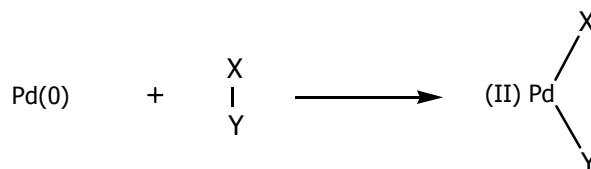
section 1.5] Palladium(0) complexes have usually nucleophilic character. Most of the catalytic processes based on their utilisation involve, in the initial step, their reaction with a variety of covalent polar and non polar single bonds such as H-H, N-H, O-H, C-H, C-O, as well as C-halogen; the latter is most employed. With arenes, palladium(II) salts such as Pd(OAc)₂, can produce palladation intermediates, basically through an electrophilic substitution reaction. These palladation intermediates can give rise to homocoupling reactions, ^[4] acetoxylation reactions, ^[5] or, in the presence of alkenes, vinylic substitution reactions. ^[6] In many Pd(II)-catalyzed reactions, Pd(II) species are reduced to Pd(0) species at the end of each cycle. Hence, the presence of oxidants such as Cu(II) salts and MnO₂ are required to make the reaction catalytic with respect to Pd(II).

1.4 General patterns of Pd and Pd complexes chemical processes

There are many different processes to generate palladium intermediates from Pd(0) and Pd(II). In this section some of most important patterns occurring in chemical processes involving palladium will be discussed, namely oxidative addition, insertion reaction, transmetallation, reductive elimination and electrophilic palladation.

1.4.1 Oxidative addition

The oxidative addition is the addition of an X-Y bond to Pd(0) ^[7] (Scheme 5) with cleavage of the covalent bond and formation of two new bonds. Since the two previously non bonding electrons of Pd are involved in bonding, the Pd increases its formal addition state by two units. ^[8]



X,Y = Atoms and groups containing H, C, heteroatoms and metals.

Scheme 5

Background of Pd-Catalysed reactions - Chp. 1

The oxidative addition occurs with unsaturated complexes and leads to the formation of σ -organo-palladium complexes, containing an electrophilic palladium which, depending on reaction conditions, can undergo a variety of transformations. The substitution pattern of the arene plays an important role, since electron-withdrawing groups facilitate the oxidative addition, while electron-donating groups make difficult this process. Typically, oxidative addition is favoured by increasing the electron density on palladium, being the usual observed rate of oxidative addition with Csp^2 -halogen bonds as follows: C-I > C-Br > C-Cl > C-F (with aryl fluorides being almost inert). Vinyl triflates undergo facile oxidative addition while the reactivity of aryl triflates is more or less close to aryl bromides. Diazonium salts, aryl iodides, triflates and electron-deficient aryl-bromides do not generally require ligands to go oxidative addition but are more disposed to undergo protonolysis and biaryl^[9] formation during the reaction. Recently with the discovery of new electron rich ligands such as $P(t-Bu)_3$ or N-heterocyclic carbene ligands and Buchwald-type phosphines some palladium-catalyzed reactions of aryl chlorides and alkyl halides are emerging. The cost and ready availability of aryl chlorides make them the most attractive aryl donor albeit they are the most sluggish precursors. Thus, efficient catalysis requires high temperatures in combination with highly basic and air-sensitive phosphines as ligands to allow oxidative addition. Recently, the development of a procedure using air-stable tri-*t*-butyl phosphonium tetrafluoroborate^[10] has simplified the implementation of the sluggish aryl chlorides, especially in Heck type reactions. In general, oxidative addition is favoured by σ -donor ligands coordinated to the palladium center. Hence, though there are examples of reactions carried out under "ligand-free" conditions, ligands (and other coordinating additives), are frequently required not only to generate soluble palladium catalysts, but to influence the course of a reaction as well. The ligands can bear one or two sites of coordination, being named respectively, mono- or bidentate. In the presence of monodentate ligands (Figure 1), the initially formed cis-complex subsequently isomerizes to the thermodynamically stable trans-complex. Typically with bidentate ligands (Figure 2) the isomerization is rather difficult being the cis-complex the usual intermediate, even if Buchwald et al.^[11] has recently shown that Xantphos [9,9-dimethyl-4,6-bis(diphenylphosphino)xanthene],^[12] a rigid bidentate ligand with a wide natural bite angle,^[13] can be trans-chelating in palladium complexes.

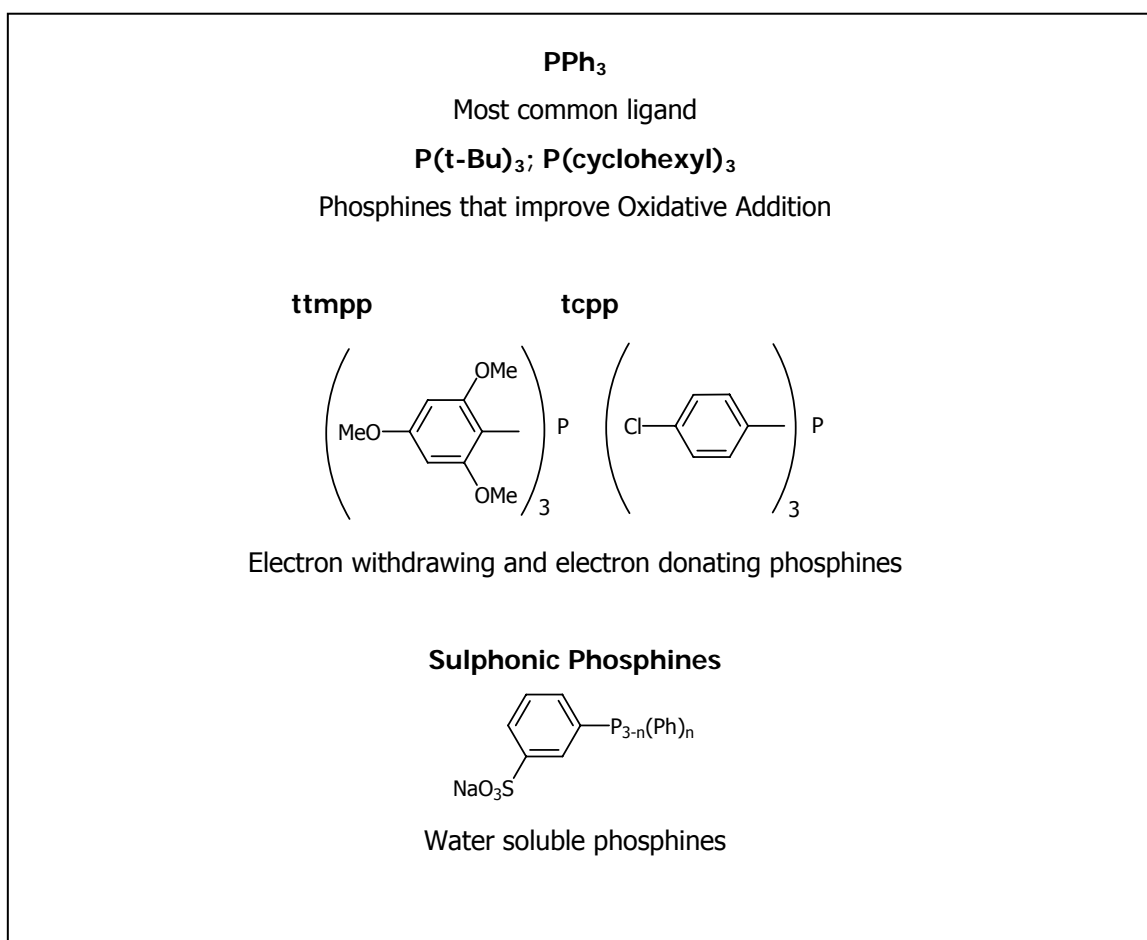


Figure 1

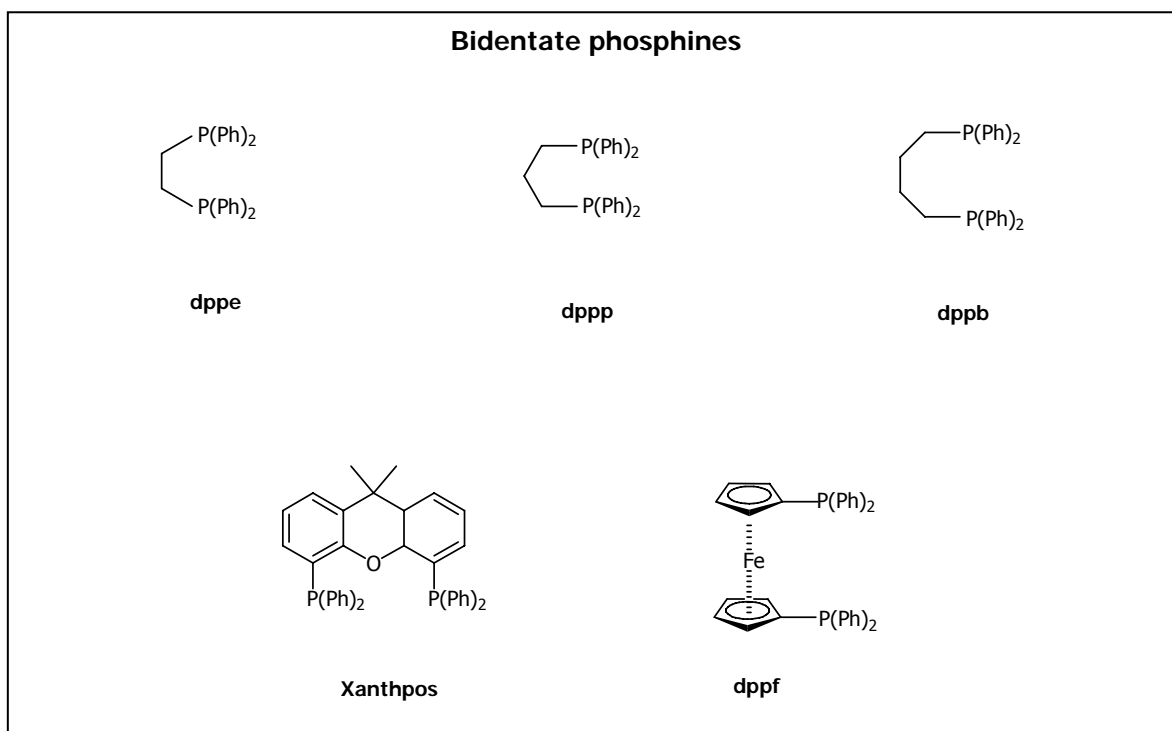


Figure 2

The use of additives such as halides, ^[14] can also play a significant role in controlling the reaction outcome of Pd(0)-catalysed reactions. Beneficial effects of such additives have been demonstrated and described throughout a huge number of papers. For example, Jeffery ^[15] has showed that the Heck could be run under mild conditions in the presence of Pd(OAc)₂, carbonate or bicarbonate bases and ⁷Bu₄NCl as additive. Furthermore, the studies of Amatore and Jutand have shown that chloride anions can stabilize Pd(0) species providing more efficient catalytic cycles. ^[16] The nature of the halide anions is believed to influence the stability of five-coordinate palladium complexes^[17] and the stability of dimeric palladium complexes in amination reaction. ^[18] The large ammonium cation plays also a significant role, since it can stabilize halide ligated zerovalent or divalent palladium-centered complexes. In some cases, a mixture of

As shown in Scheme 6 the reductive elimination step involves the cleavage of C-Pd bonds, the formation of a new C-C bond, and the reduction of Pd(II) to Pd(0).

1.4.3 Electrophilic palladation

The reaction of Pd(II) species with unfunctionalised arenes can afford aryl metal intermediates (Scheme 7).^[23]



Scheme 7

If a functionalised arene is subjected to such a transformation, *ortho-meta* or *para*-palladation is usually observed.^[24] Nevertheless, this procedure seems attractive in terms of atom economy, since catalytic amounts of the transition metal are required when an effective palladium(0) reoxidation system is used and no organic salts are produced.

1.5 Reactivity of Organo-Palladium complexes

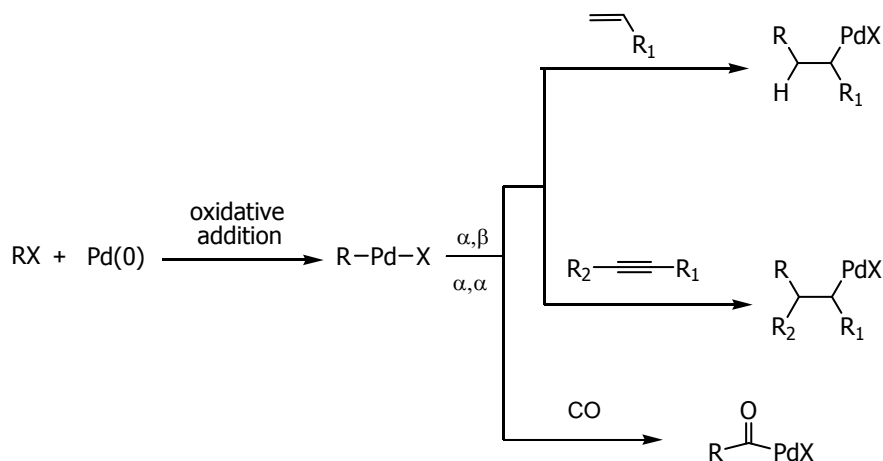
As stated earlier synthesis of any organic compounds via organopalladium complexes involve the interconversion of organopalladium intermediates, *i.e.* the generation and cleavage of C-Pd bonds.

Generally, palladium catalysis involves the intermediacy of σ - and π -complexes. Three types of π -complexes exist: η^2 type with alkenes and alkynes and η^3 with allyl compounds.

1.5.1 σ -Organo-Palladium complexes

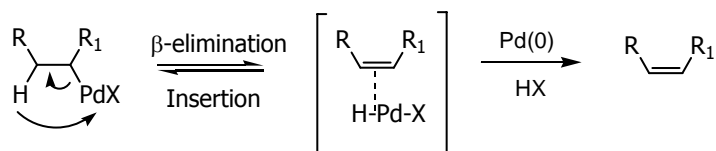
Unsaturated compounds react with σ -organopalladium complexes to undergo insertion reaction. Olefins and alkynes give rise to an α,β (or 1,2) type insertion and carbon monoxide, isonitriles, and carbenes to an α,α (or 1,1) type insertion (Scheme 8).

Background of Pd-Catalysed reactions - Chp. 1



Scheme 8

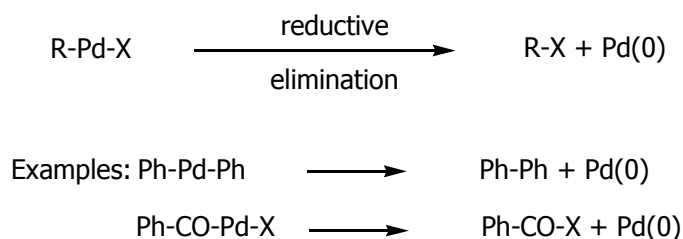
These insertion intermediates react according to a variety of reaction pathways. In the presence of β -hydrogens, a *syn*- β -elimination of HPdX species can occur with the formation of a vinylic substitution product (Scheme 9).^[25]



Scheme 9

In the absence of β -hydrogens, a reductive elimination reaction can occur which affords a coupling derivative regenerating $Pd(0)$ (Scheme 10).

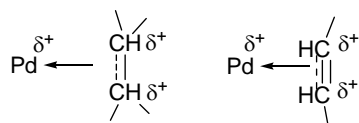
Background of Pd-Catalysed reactions - Chp. 1



Scheme 10

1.5.2 η^2 -Organo-Palladium complexes

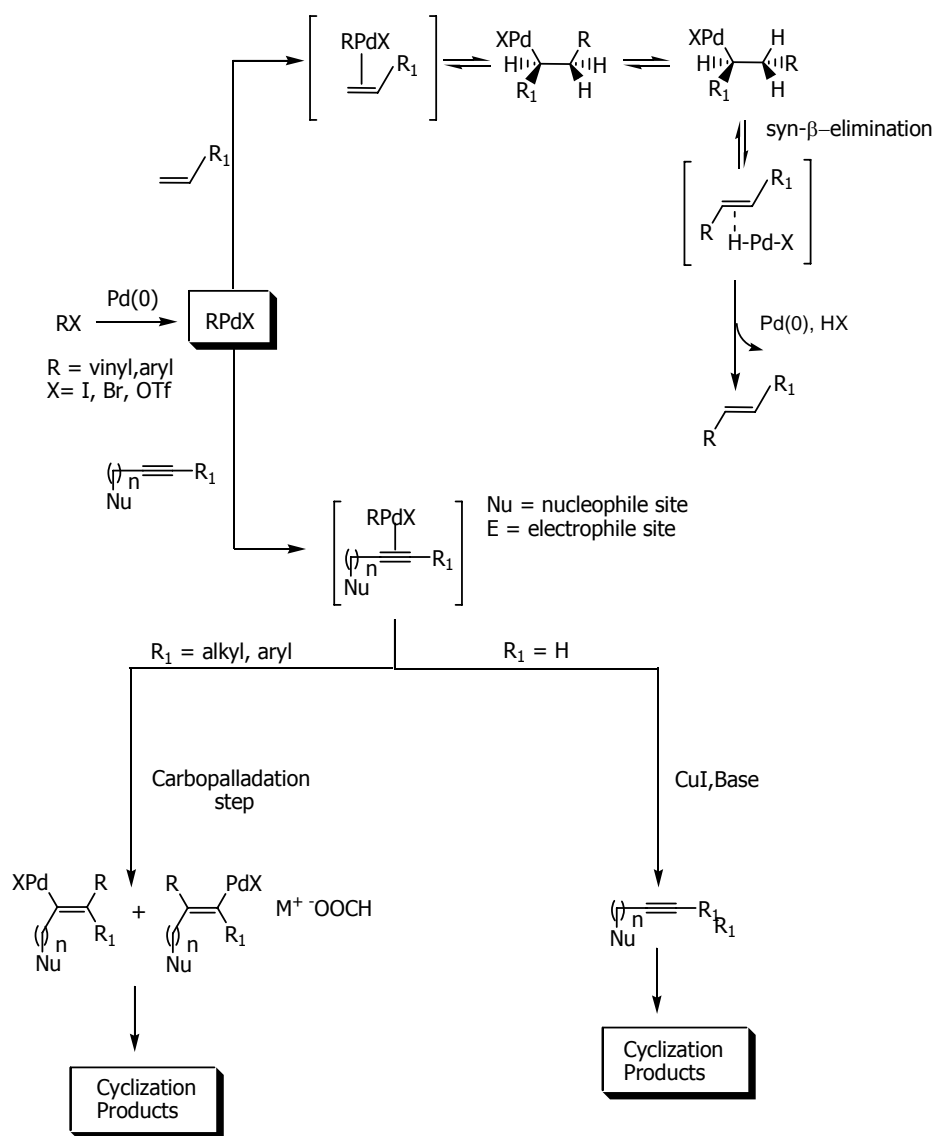
When Pd(II) salts or σ -organo-palladium complexes coordinate unsaturated carbon-carbon bonds like alkenes, alkynes, dienes, π -palladium-complexes are generated.



Scheme 11

As shown in Scheme 11, both the acetylenic and the olefinic systems undergo a distortion of their structure because of the diminished order of bond due to the coordination. The effect can dramatically change depending on the type of substituents at the insature bond. Once formed, because of their decreased electron density at the carbon-carbon multiple bond, the complexes can undergo an intermolecular or intramolecular nucleophilic attack across the coordinated olefinic or acetylenic moiety. Intramolecular nucleophilic attack on π -palladium complexes by a heteroatom close to the carbon-carbon multiple bond is particularly useful and represent a powerful tool for an easy access to functionalized heterocycles. The reactivity of these complexes toward alkynes and alkenes will be discussed in the following section and is summarised in Scheme 12.

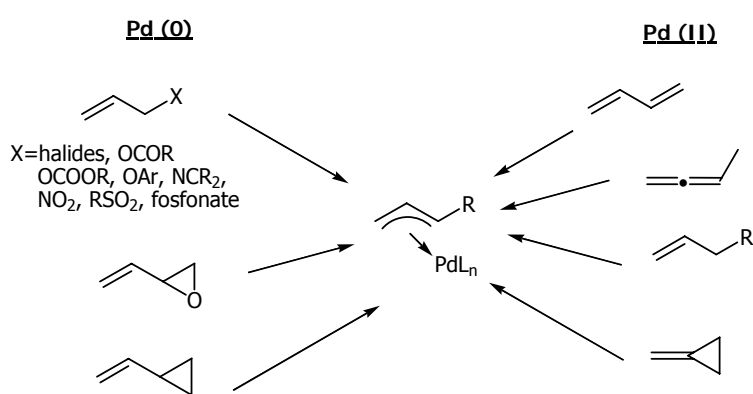
Background of Pd-Catalysed reactions - Chp. 1



Scheme 12

1.5.3 η^3 -Organo-Palladium complexes

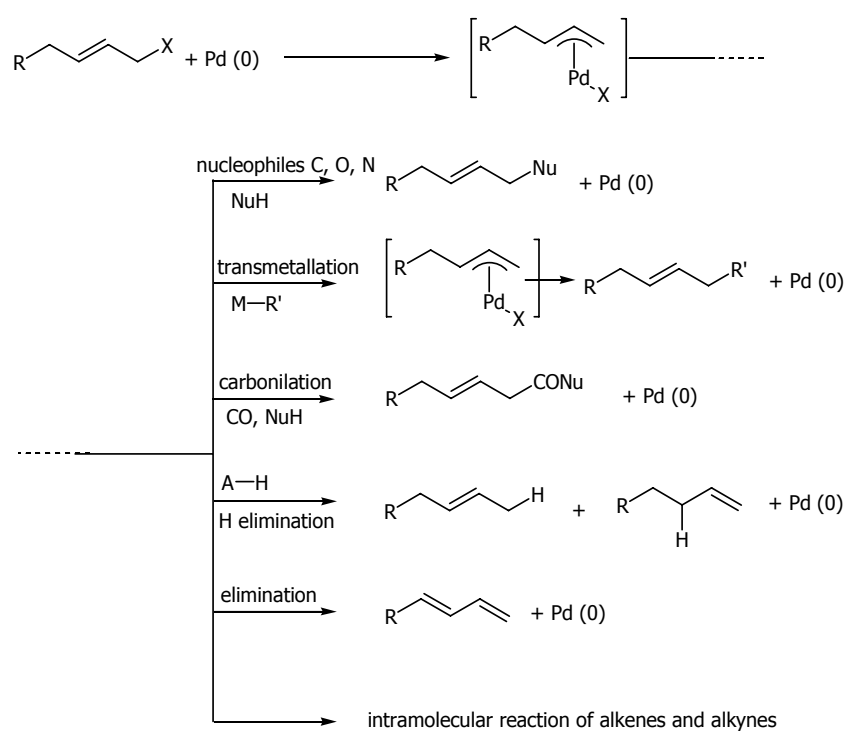
There are two different ways to generate the π -allyl palladium(II) complexes: by oxidative addition of allyl-derivatives such as acetate carbonate, nitro-compounds etc to Pd(0) or by reaction of different olefinic systems with Pd(II) salts in alkaline solution.(scheme 13).^[26]



scheme 13

The reactivity of π -allyl palladium(II) complexes is showed in scheme 14. When π -allyl palladium(II) complexes is generated using Pd(II) salts , the last have to be added in stechiometric amount. In all the reaction of the following scheme Pd(0) is restored at the end of the catalytic cycle.

Background of Pd-Catalysed reactions - Chp. 1



Scheme 14

References- Chp.1

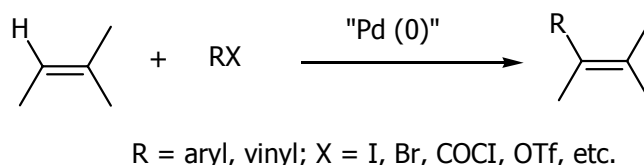
- [1] For an overall view on palladium-catalysed transformations see: Handbook of Organopalladium Chemistry for Organic Synthesis, Edited by E. Negishi, Wiley & Sons, New York, **2002**.
- [2] (a) Novák, Z.; Szabó, A.; Répási, J.; Kotschy, A. *J. Org. Chem.* **2003**, *68*, 3327. (b) Bergbreiter, D.E.; Chen, B.; Weatherford, D. *J. Mol. Cat.* **1992**, *74*, 409; (c) Cacchi, S.; Fabrizi, G.; Goggiamani, A. *Org. Lett.*, **2003**, *5*, 4269.
- [3] Amatore, C.; Jutand, A.; M'Barki, M. A. *Organometallics* **1992**, *11*, 3009.
- [4] Kitora, M.; Takahashi, T. In Handbook of Organopalladium Chemistry for Organic Synthesis, Edited by E. Negishi, Wiley & Sons, New York, **2002**, p. 973; Fujiwara, Y.; Jia, C. *ibid.*, p. 2859.
- [5] Fujiwara, Y.; Negishi, E. In Handbook of Organopalladium Chemistry for Organic Synthesis, Edited by E. Negishi, Wiley & Sons, New York, **2002**, p. 2898.
- [6] Fujiwara, Y. In Handbook of Organopalladium Chemistry for Organic Synthesis, Edited by E. Negishi, Wiley & Sons, New York, **2002**, p. 2863.
- [7] Stille, J.K.; Lau, K.S.Y. *Acc. Chem. Res.*, **1977**, *10*, 434.
- [8] Fitton, P.; Rick, E.A. *J. Organometallic Chem. Soc.* **1971**, *28*, 287.
- [9] Stanforth, S.P. *Tetrahedron*, **1998**, *54*, 263.
- [10] Netherton, M.R.; Fu, G.C. *Org. Lett.* **2001**, *3*, 4295.
- [11] Yin, J.; Buchwald, S. L. *J. Am. Chem. Soc.* **2002**, *124*, 6043.
- [12] Kranenburg, M.; van der Burgt, Y. E. M.; Kramer, P. C. J.; van Leeuwen, P. W. N. M.; Goubitz, K.; Fraanje, J. *Organometallics* **1995**, *14*, 3081. For recent reviews on the use of Xantphos ligands in transition metal-catalyzed reactions, see: van Leeuwen, P. W. N. M.; Kramer, P. C. J.; Reek, J. N. H.; Dierkes, P. *Chem Rev.* **2000**, *100*, 2741; Kramer, P. C. J.; van Leeuwen, P. W. N. M.; Reek, J. N.H. *Acc. Chem. Res.* **2001**, *34*, 895.
- [13] Casey, C. P.; Whiteker, G. T. *Isr. J Chem.* **1990**, *30*, 299.
- [14] Review: Fagnou, K.; Lautens, M. *Angew. Chem. Int. Ed.* **2002**, *41*, 26.
- [15] Jeffery, T. *J Chem. Soc. Chem. Commun.* **1984**, 1287.
- [16] Amatore, C.; Jutand, A.; Suarez, A. *J. Am. Chem. Soc.* **1993**, *115*, 9531
- [17] Aizawa, S.-I.; Iida, T.; Funahashi, S. *Inorg. Chem.* **1996**, *15*, 2755.
- [18] Widenhoefer, R. A.; Zhong, A. H.; Buchwald, S. L. *Organometallics* **1996**, *15*, 2745.
- [19] (a) Battistuzzi, G.; Cacchi, S.; Fabrizi, G. *Synlett*, **2002**, 202; (b) Battistuzzi, G.; Bernini, R.; Cacchi, S.; Fabrizi, G. *Org. Lett.*, **2003**, *5*, 777; (c) Battistuzzi, G.; Cacchi, S.; De Salve, I.; Fabrizi, G.; Parisi, L. M. *Adv. Synth. Cat.* **2005**, *347*, 308; (d) Battistuzzi, G.; Bernini, R.; Cacchi, S.; De Salve, I.; Fabrizi, G. *Advanced Synthesis & Catalysis*. **In press**
- [20] Scott, J. W.; Crisp, G. T.; Stille, J. K. *J. Am. Chem. Soc.* **1984**, *106*, 4630.
- [21] (a) Cacchi, S.; Fabrizi, G.; Gavazza, F.; Goggiamani, A. *Org. Lett.* **2003**, *5*, 289; (b) Arcadi, A.; Cacchi, S.; Fabrizi, G.; Marinelli, F.; Parisi, L. M. *J Organomet. Chem.* **2003**, *687*, 562.
- [22] (a) Bernini, R.; Cacchi, S.; Fabrizi, G.; Goggiamani, A.; Parisi, L. M., *J. Org. Chem.* **2004**, *69*, 5608; (b) Cacchi, S.; Fabrizi, G.; Goggiamani, A.; Zappia, G. *Org. Lett.* **2001**, *3*, 2539. (c) S. Cacchi, G. Fabrizi, A. Goggiamani, *J. Comb. Chem.* **2004**, *6*, 692-694.
- [23] (a) Moritani, I.; Fujiwara, Y. *Tetrahedron Lett.*, **1967**, 1119; (b) Fujiwara, Y.; Asano, R.; Teranishi, S. *J. Am. Chem. Soc.* **1969**, *91*, 7166.
- [24] Fujiwara, Y.; Asano, R.; Teranishi, S. *J. Org. Chem.* **1976**, *41*, 1681.
- [25] Heck, R.L.; Nolley, P.P. *Org. Chem.* **1972**

Background of Pd-Catalysed reactions - Chp. 1

[26] Godlesky, S. in *Comprehensive Organic Synthesis*, Vol. 4, Pergamon Press, Oxford, **1991**, p. 585; Frost, C.G.; Howarth, J.; Williams, J.M.J. *Tetrahedron, Asymm.*, **1992**, 3, 1089.

2. COMPLEX MOLECULES BY HECK, SONOGASHIRA AND SUZUKI-MYAURA REACTIONS

In 1960s Mizoroki^[1] and Heck^[2] independently discovered the palladium-catalyzed arylation and vinylation of olefins. It was demonstrated by Heck that arylpalladium salts, prepared by transmetallation of organomercury compounds, constitute useful reactants in various vinylic substitution reactions. Independently, Moritani, Fujiwara, and colleagues conducted similar vinylic substitutions, but generated the organopalladium intermediates by direct electrophilic palladation of arenes. In these reactions the Pd(II) salt employed is reduced to Pd(0). A major improvement from a preparative point of view was demonstrated by Mizoroki, Heck and colleagues, who independently found that organic halides were suitable organopalladium precursors, and that the vinylic substitution reaction could be accomplished with a catalytic amount of palladium and a base, in the absence of a reoxidant (Scheme 1). This reaction was developed further by Heck and co-workers and was later referred to as the Heck reaction or Heck olefination .^[3]



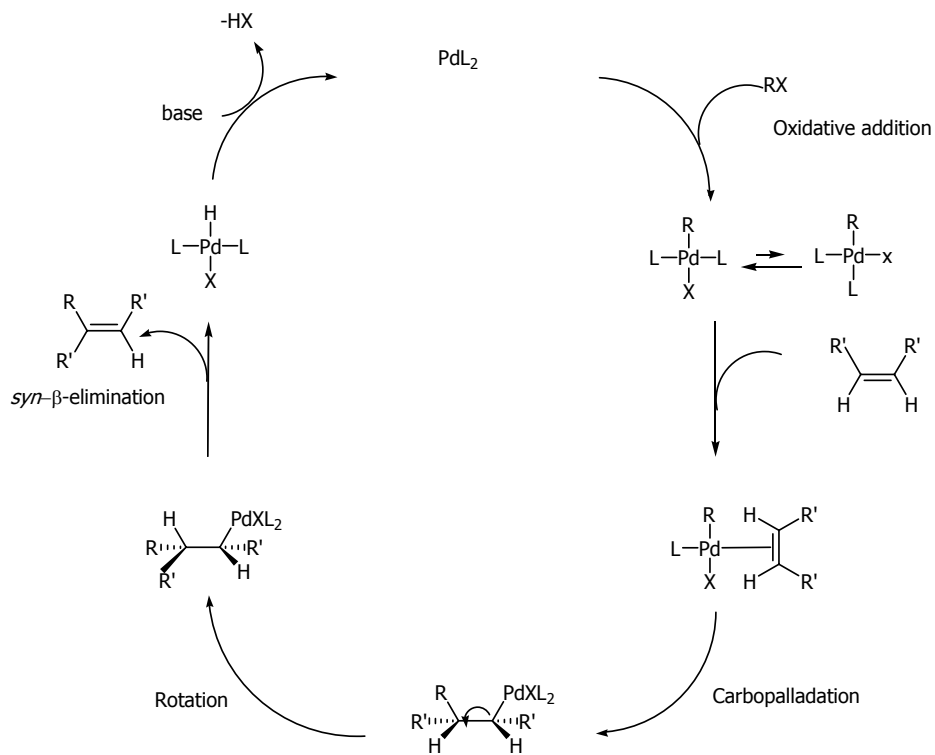
Scheme 1

Successively, several coupling reactions mechanistically related to the Heck reaction, as Sonogashira and Suzuki reactions, were developed. Thanks to this kind of reaction now is possible to perform the synthesis of complex molecules as polymer, heterocyclic compounds etc. rather easily. Subsequently, the general features of Heck and Suzuki reaction and a description of benz[*b*]furan core construction by Sonogashira coupling, are reported.

2.1 Heck reaction

Studies concerning mechanism of Heck reaction have been mainly performed on carbopalladation step^[4] by computational chemistry. In Scheme 2 is reported the general mechanism of Heck reaction. The catalytically active species is a 14-electron complex, PdL₂^[5], it is commonly generated in situ either from a palladium(0) complex or by reduction of relatively inexpensive palladium(II) acetate or chloride^[6]. The first step of mechanism is oxidative addition of RX to the palladium(0) complex to generate a σ -alkenyl or σ -aryl-palladium(II) complex *cis*-RPdXL₂. Except for aryl iodides, the presence of ligands is necessary in order to effect at a reasonable temperature and ligands for Heck reaction are monodentate^[7] and bidentate phosphines^[8] and 1,10-phenanthroline derivatives.^[9] Amatore and Jutand showed that L₂PdX (X = Cl or Br) can be involved in the oxidative addition of aryl halides to palladium(0) complexes when reaction is carried out in the presence of halide anions.^[10] *Cis*-RPdXL₂ isomerizes to most stable *trans*-RPdXL₂ can undergo syn-insertion into the C,C double bond of the in-plane coordinated alkene, to yield to generate η^2 -organo-palladium complex. Then there is a carbopalladation or a migratory step which produces new σ -C-Pd and σ -C-C bond. The elimination of HPdX occur only after an internal rotation around the former double bond as it requires a β -hydrogen atom to be oriented *synplanar* with respect to the halopalladium residue so Heck reaction results stereoselective. After that alkene product and L₂Pd(H)X are produced, and the presence of a base is necessary in order to transform the L₂Pd(H)X into the starting L₂Pd(0) complex and close the catalytic cycle. Typical bases used in the Heck reaction are tertiary amines (Et₃N, iPr₂NEt, etc.) or acetate or carbonate bases (AcONa, K₂CO₃, etc.). Heck reaction is reported to be a high regioselective reaction^[11] using procedures that favour the coordination-insertion process via dissociation of the ligand. In the original work, the reaction was performed at high temperature in an aprotic polar solvent. More recently Jeffery^[12] has developed new reaction condition using quaternary ammonium salts (ⁿBu₄NCl or ⁿBu₄NBr) and K₂CO₃ or NaHCO₃ at room temperature.

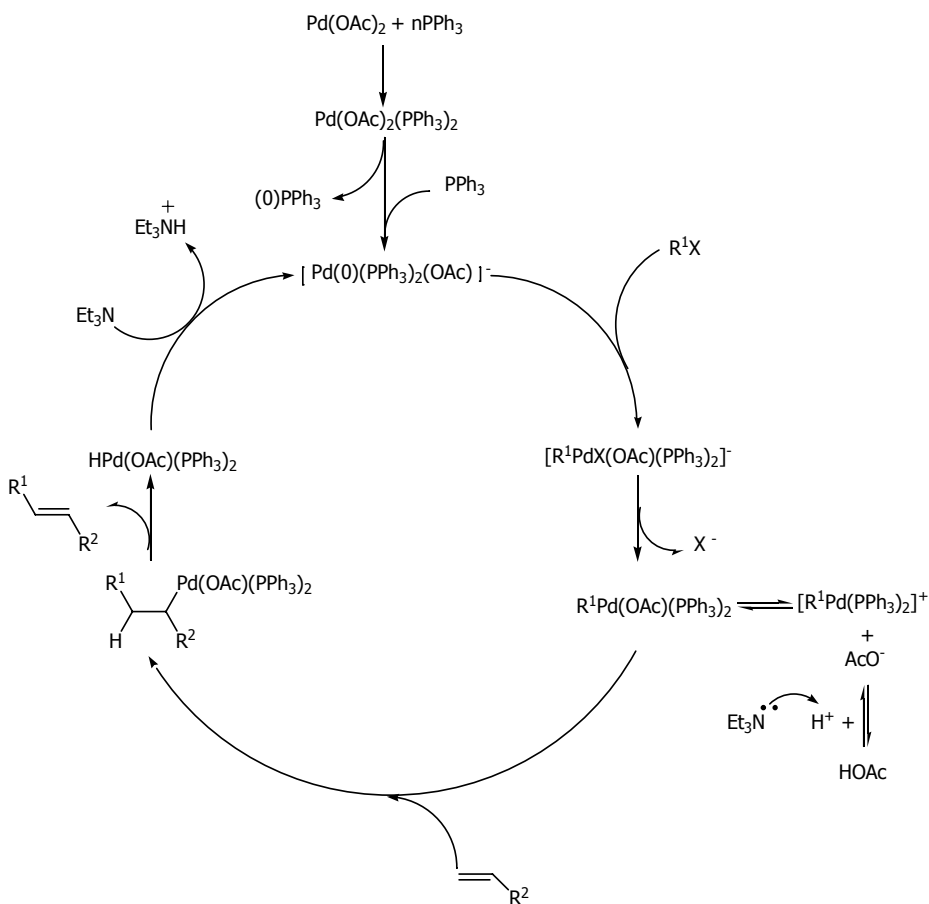
Complex molecules by Heck, Sonogashira and Suzuki-Miyaura reactions-Chp. 2



Scheme 2

Amatore, Jutand and coll. studied the mechanistic details of Heck reaction using electrochemical methodologies and NMR, IR and UV^[13] techniques. Thanks to this work they developed a more convincing mechanism for the reaction using the $\text{Pd}(\text{OAc})_2/\text{P}(\text{Ph})_3$ catalytic system (Scheme 3).

Complex molecules by Heck, Sonogashira and Suzuki-Miyaura reactions-Chp. 2



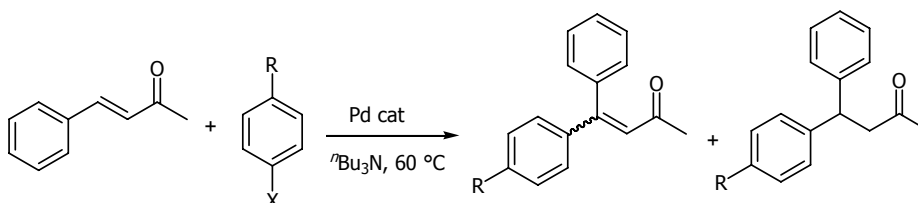
Scheme 3

2.1.1 Our recent acquisitions on Heck reaction

Because of the obvious huge amount of papers regarding the vinylic substitution produced since its discovery in the seventies¹, in this section only the results recently obtained in our laboratory will be underlined. In the late 1980s the reaction between benzalacetone and several *para*-substituted aryl iodides was chosen as model system to study the vinylic substitution of α,β -unsaturated β -substituted carbonyl compounds.^[14] Using $n\text{-Bu}_3\text{N}$ as base and $\text{Pd}(\text{II})$ salts

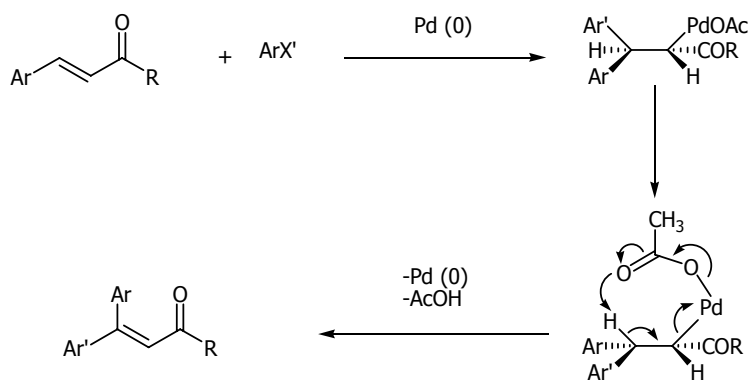
Complex molecules by Heck, Sonogashira and Suzuki-Myaura reactions-Chp. 2

(Scheme 4), the main problem was the competition between vinylic substitution and conjugate addition. Hence efforts were made to minimise the formation of the latter.



Scheme 4

Good results were obtained using $n\text{Bu}_4\text{NCl}$ in the presence of acetate salts, which were tentatively explained on the basis of an intramolecular attack on β -hydrogen by a palladium-bound acetate in the σ -alkylpalladium acetate intermediate (Scheme 5).^[15]



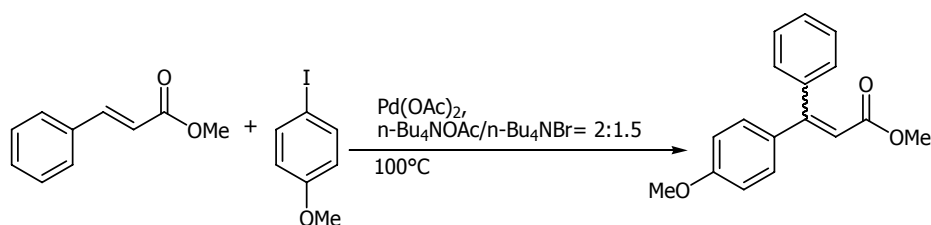
Scheme 5

Then, using vinyl triflate under these conditions vinylic substitution products were obtained in good yields with excellent regio and stereoselectivity.^[16]

Thus, our studies conducted on the Heck reaction of disubstituted olefins,^[17] α -substituted^[18] and β -substituted α,β -unsaturated carbonyl compounds made us even more aware that many variables may influence the reaction outcome and that the presence of acetate anions^[18d - 19g,h] may have a beneficial effect on the rate, yield and stereoselectivity of the vinylic substitution reaction.

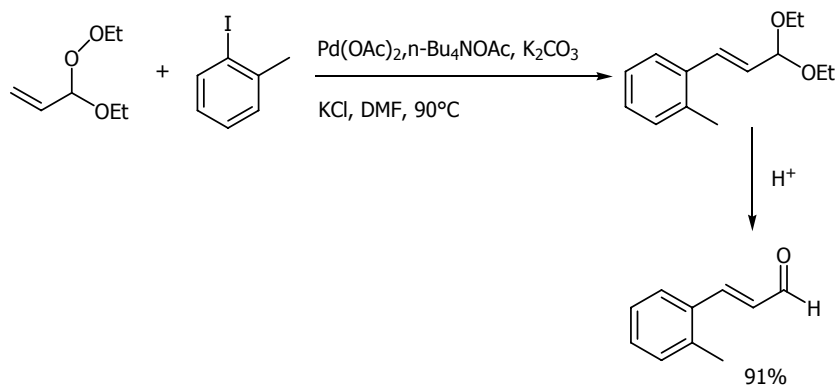
Complex molecules by Heck, Sonogashira and Suzuki-Myaura reactions-Chp. 2

As to the latter, evidence was attained that the presence of acetate anions in the Heck reaction of β -substituted α,β -unsaturated carbonyl compounds may favour the formation of vinylic substitution products with the original β -substituent on the same side of the carbonyl group. This was the basis of our domino Heck arylation/cyclization processes leading to the synthesis of quinolines, cardenolides, cumarines and quinolones using phosphine-free $\text{Pd}(\text{OAc})_2$.^[20c-d] We will describe the latter reaction in the following section. Taking advantage of this acetate effect, a simple and stereoselective synthesis of 3,3-diarilacrylates^[20] from cinnamate esters was developed (Scheme 6).



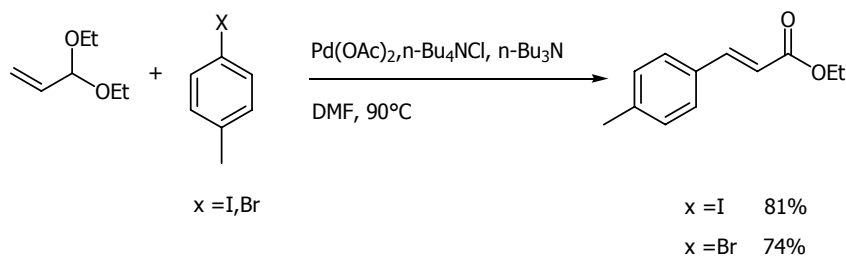
Scheme 6

Starting from acrolein diethyl acetal and varying the reaction conditions, a selective synthesis of cinnamaldehydes^[20a] (Scheme 7) and propionic esters^[20b] (Scheme 8) was attained.



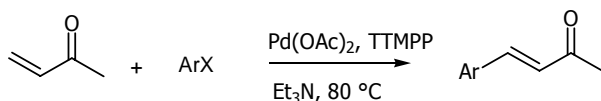
Scheme 7

Complex molecules by Heck, Sonogashira and Suzuki-Miyaura reactions-Chp. 2



Scheme 8

More recently a highly selective synthesis of benzalacetones from butanone with aryl iodide has been developed (Scheme 9). In this case phosphine ligands have been found to affect the vinylic substitution to hydroarylation (conjugate addition type) ratio. The nature of the nitrogen base also plays a role in controlling the product selectivity. In the presence of Pd(OAc)₂ tris-(2,4,6-trimethoxyphenyl)phosphine and proton sponge the reaction affords exclusively vinylic substitution products usually in high to excellent yield.^[21]



Scheme 9

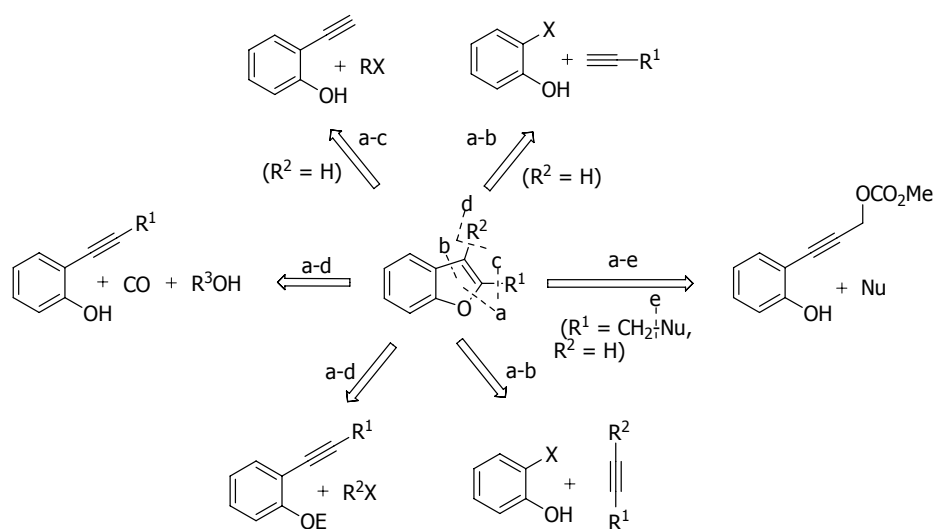
2.2 Benzofurans core construction by Sonogashira reaction^[22a]

Since Perkin synthesized benzo[*b*]furan in 1870 and Kraemer and Spilker discovered its presence in coal tar in 1890, the synthesis and functionalization of benzo[*b*]furans has been the subject of much research and a variety of general classical methods are now available which can be conveniently classified^[22b-d] under the following headings: assembly of the heterocyclic ring from aromatic precursors, assembly of the heterocyclic ring from nonaromatic precursors, assembly of the heterocyclic ring from other heteroaromatic compounds, and fusion of the benzene ring to a furan precursor. Palladium-catalyzed syntheses of benzo[*b*]furans have been categorized into two main types: the de novo construction of the benzo[*b*]furan system from benzenoid precursors and the functionalization of preformed benzo[*b*]furan rings. The de novo

Complex molecules by Heck, Sonogashira and Suzuki-Miyaura reactions-Chp. 2

construction of the benzo[b]furan system usually involves the assembly of the furan nucleus on a benzenoid scaffold, via cyclization reactions. There are also examples of construction of the furan nucleus on heteroaromatic scaffolds.

A great deal of these studies is based on the utilization, as precursors, of compounds containing oxygen nucleophiles and carbon-carbon triple bonds both as parts of the same molecule or as separate components. In Scheme 10 is reported retro-synthetic representation of the alkyne-based palladium-catalyzed assembly of the benzo[b]furan ring. The furan nucleus was assembled even by using precursors containing oxygen nucleophiles and carbon-carbon double bonds via intramolecular and intermolecular cyclization. In addition to alkyne- and alkene-based procedures leading to the assembly of the furan nucleus on a benzenoid scaffold, other less frequently applied strategies for the de novo synthesis of the benzo[b]furan system involve the intramolecular Buchwald/Hartwig C-O bond forming process^[23] and the construction of the benzenoid ring on a furan scaffold.



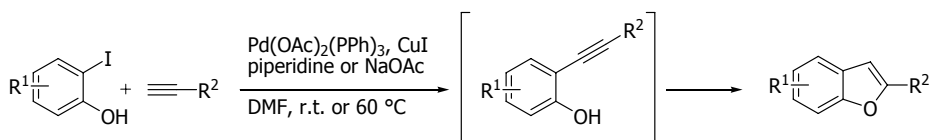
Scheme 10

As to the functionalization of the preformed benzo[b]furan system, two main trends can be recognized: (a) functionalization via benzofuryl halides or triflates and (b) functionalization via organometallic derivatives such as benzofurylstannanes, benzofurylboronic acids and benzofurylzinc compounds. Examples of functionalization via direct activation of C-H bonds have

also been reported. We focused principally on alkyne-based palladium-catalyzed assembly of the benzo[*b*]furan ring and in particular the synthetic way corresponding to disconnection a-b, a-c and a-d.

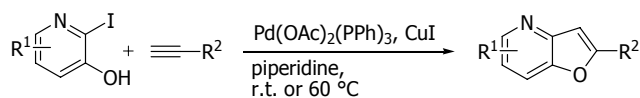
Disconnection a-b

The first example of a palladium based synthesis of 2-substituted benzo[*b*]furans from *o*-halophenols and terminal alkynes was described by Cacchi et al. in the mid eighties.^[24] The reaction is considered to involve the palladium-catalyzed coupling of 1-alkynes with *o*-iodophenols, followed by the cyclization of the resultant coupling intermediates (scheme 11). This process allowed to channel the copper-mediated approach described by Castro et al.^[25] usually requiring strong conditions (typically 120 °C in DMF or pyridine), into a mild procedure that can accommodate a variety of functional groups. The coupling reaction was best carried out under Sonogashira conditions^[26] and piperidine was usually employed as the base. However, with ethyl propynoate as the terminal alkyne, the corresponding benzo[*b*]furans was obtained (in low yield) only by using NaOAc, reported by us to be the optimal base in the coupling of ethyl propynoate with vinyl triflates.^[27]



Scheme 11

Extending the substrate scope of the reaction, we showed in the same work that the palladium catalyzed coupling/cyclization approach could be applied to the synthesis of furo[3,2-*b*]pyridines (Scheme 12).

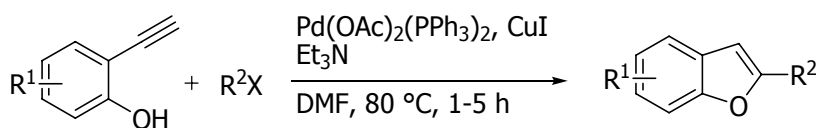


Scheme 12

The potential of this palladium-based approach to benzo[*b*]furans has not gone unnoticed and attracted the attention of several groups of investigators who expanded the scope of the reaction by incorporating different substrates, bases, solvents, ligands and palladium precatalysts. The methodology has also been applied to the synthesis of a variety of natural products. The benzo[*b*]furan ring was suggested to arise from the intramolecular cyclization of an organopalladate intermediate. In addition to solution phase synthesis, the palladium-catalyzed coupling-cyclization protocol was utilized both in solid-phase synthesis and with supported palladium catalysts. A solventless, microwave-enhanced coupling-cyclization of *o*-iodophenols with terminal alkynes on potassium fluoride doped alumina in the presence of palladium powder, cuprous iodide, and triphenylphosphine led to the formation of 2-substituted benzo[*b*]furans in moderate yield. ^[28]

Disconnection a-c

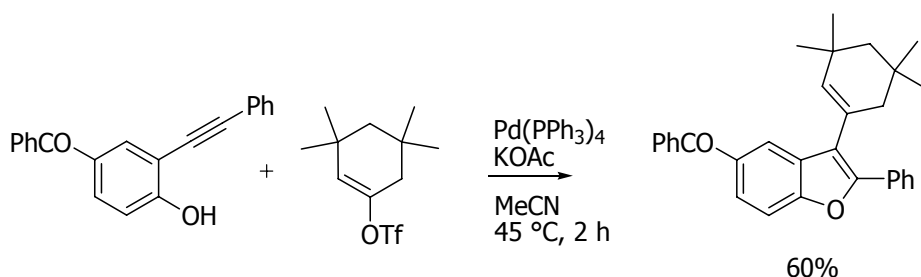
It was developed an alternative methodology in which 2-vinyl and 2-arylbenzo[*b*]furans can be prepared from the same acetylenic building block: *o*-ethynylphenols. ^[29] *o*-Ethynylphenols were prepared via palladium-catalyzed coupling of *o*-iodophenols (or *o*-halophenylacetates) with trimethylsilylacetylene, followed by a desilylation step. This benzo[*b*]furan synthesis features a palladium-catalyzed reaction of *o*-ethynylphenols with vinyl and aryl triflates or halides followed by the cyclization of the resultant coupling intermediate (Scheme 13).



Scheme 13

Disconnection a-d

As an extension of our palladium-catalyzed indole synthesis from *o*-alkynyltrifluoroacetanilides,^[30] in 1996 we developed a new approach to the construction of the functionalized furan ring of the benzo[*b*]furan system from *o*-alkynylphenols⁹. Though the desired 2,3-disubstituted benzo[*b*]furans were usually isolated in low to moderate yields under the conditions used (the propensity of *o*-alkynylphenols to cyclize to simple 2-substituted benzo[*b*]furans was in some cases a significant side reaction), this synthesis provided a straightforward new route to this class of compounds (Scheme14).

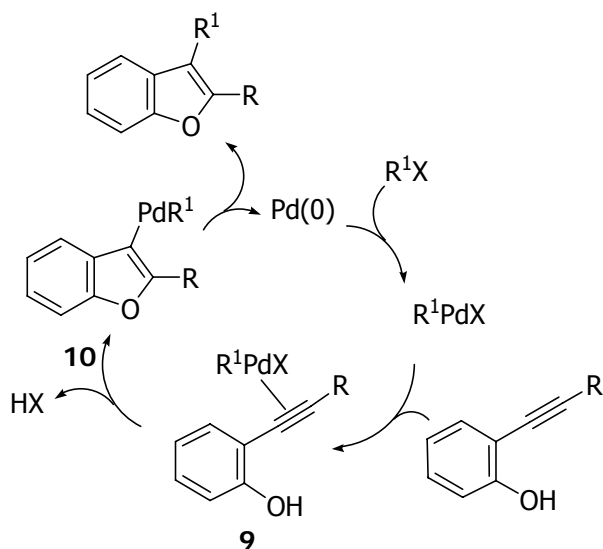
**Scheme 14**

The reaction is considered to proceed through the following basic steps (Scheme 15): (a) coordination of *o*-alkynylphenols to organopalladium(II) complexes (generated *in situ* via oxidative addition of organic halides or triflates to palladium(0) species and exemplified as "R¹PdX" in Scheme 21) to give the π -alkyne-organopalladium complexes **9**, (b) intramolecular nucleophilic attack of the oxygen across the activated carbon-carbon triple bond to afford the oxypalladation adduct **10**, (c) reductive elimination reaction which forms a new carbon-carbon bond and regenerates the active palladium(0) catalyst.

Flynn et al.^[31] tried to improve this protocol developing a one-pot multi-component coupling procedure and researchers at VivoQuest.^[32] focused on the optimization of the original conditions^[29] in the attempt to prevent the formation of 2-substituted benzo[*b*]furan. In particular, they explored the role of a variety of catalyst systems on the reaction outcome. Using the reaction of *o*-(phenylethynyl)phenol with *p*-iodoanisole as the model system, they obtained unsatisfactory results with Pd(PPh₃)₄, Pd₂(dba)₃, Pd₂(dba)₃/P(*t*-Bu)₃ and Pd₂(dba)₃/dppf

Complex molecules by Heck, Sonogashira and Suzuki-Miyaura reactions-Chp. 2

in the presence of K_2CO_3 . However, switching to the $Pd_2(dba)_3$ /bipyridine (bpy) catalyst system afforded the desired 2,3-disubstituted benzo[*b*]furan in 70% yield and a variety of 2,3-disubstituted benzofurans were prepared under these conditions in good to high yield (Scheme 23).



Scheme 15

Electron-poor aryl iodides gave the best results, presumably due to the favorable effect of electron-withdrawing substituents on the oxidative addition step. Using modified reaction conditions for the cyclization of *o*-alkynylphenols with aryl iodides (2.2 equiv of $Pd_2(dba)_3$, 4.4 equiv of bpy, ArI, CsOAc, DMF, 25 °C, 48 h), this research group prepared a 210-membered 2-substituted 3-arylbenzo[*b*]furan library via a solid-phase synthesis.

2.3 Suzuki reaction

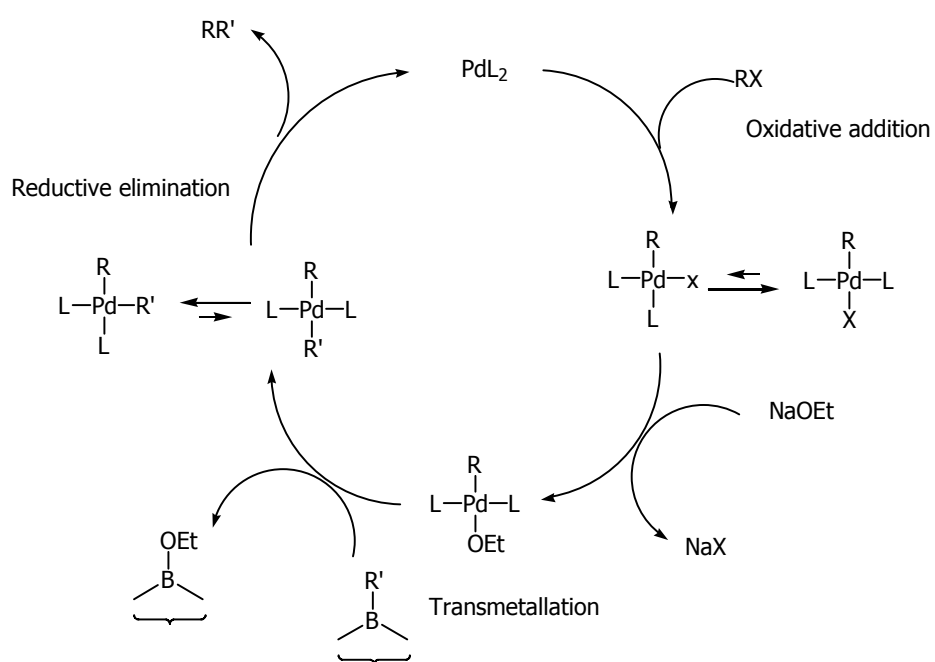
The palladium-catalyzed coupling of organic halides or triflates with organoboranes under basic conditions (Suzuki-Miyaura coupling) provides a highly versatile method for the construction of new carbon-carbon bonds that tolerates many functional groups.^[33] By analogy to related processes^[34] the coupling of organoboranes is believed to proceed through a catalytic cycle involving three basic steps:^[35] (1) the oxidative addition of the carbon electrophile to the zerovalent and coordinatively unsaturated PdL_2 , where L is normally a phosphine ligand such as PPh_3 , (2) the transmetalation of a nucleophilic carbon from boron to the $\text{R}'\text{PdXL}_2$, and (3) the rapid reductive elimination of the cross-coupling product with the regeneration of the PdL_2 catalyst (Scheme 16). It is the transmetalation step that differentiates one organometallic process from another. Oxidative addition is known to proceed with retention of stereochemistry with vinyl halides and with inversion with allylic and benzylic halides^[36] and initially gives a cis complex that rapidly isomerizes to its trans isomer.^[37]

Organoboron compounds are highly covalent in character, and do not undergo transmetalation readily in the absence of base. The role of the base during this step is unresolved, Boron "ate" complexes, formed via quaternization of the boron with a negatively charged base, are frequently invoked. As in others palladium catalysed reaction relative reactivity of leaving groups is $\text{I} > \text{OTf} > \text{Br} > \text{Cl}$. Then, isomerization to the cis complex is required before reductive elimination can occur. Relative rates of this step from palladium(II) complexes: aryl-aryl > alkyl-aryl > n-propyl-n-propyl > ethyl-ethyl > methyl-methyl.^[38]

The most commonly used system is $\text{Pd}(\text{PPh}_3)_4$, but other palladium sources have been used including Pd^{II} pre-catalysts that are reduced to the active Pd^0 in situ (e.g. $\text{Pd}_2(\text{dba})_3 + \text{PPh}_3$, $\text{Pd}(\text{OAc})_2 + \text{PPh}_3$ and $\text{PdCl}_2(\text{dppf})$).

Besides "Ligand-free" conditions, using $\text{Pd}(\text{OAc})_2$, have been developed. Side reactions often associated with the use of phosphine ligands (phosphonium salt formation and aryl-aryl exchange between substrate and phosphine) are thus avoided.^[39]

Complex molecules by Heck, Sonogashira and Suzuki-Myaura reactions-Chp. 2



Scheme 16

References-Chp.2

- [1] Mizoroki, T.; Mori, K.; Ozaki, A. *Bull. Chem. Soc. Jpn.* **1971**, *44*, 581.
- [2] Heck, R. F.; Nolley, J. P., Jr. *J. Org. Chem.* **1972**, *37*, 2320.
- [3] Heck, R. F. *J. Am. Chem. Soc.* **1968**, *90*, 5518, 5526, 5531.
- [4] (a) Deeth, R.J.; Smith, A.; Hii, K. K.; Brown, J.M. *Tetrahedron Lett.* **1998**, *39*, 3229;(b) Shmidt, A.F.; Khalaika, A.; Nindakova, L.O.; Shmidt, E.Y. *Kinet. Catal.* **1998**, *39*, 200;(c) von Schenck, H.; Åkermark, B.; Svensson, M. *J. Am. Chem. Soc.* **2003**, *125*, 3503;(d) von Schenck, H.; Åkermark, B.; Svensson, M. *Organometallics* **2002**, *21*, 2248.
- [5] Negishi, EA.; Takahashi, T.; Akiyoshi, K. *J. Chem. Soc., Chem. Commun.* **1986**, 1336.
- [6] (a) C. Amatore, E. Carrel, A. Jutand, M. A. M'Barki, and G. Meyer, *Organometallics*, **1995**, *14*, 5605.(b) J. M. Brown, J. J. Perez-Torrente, N. W. Alcock, and H. J. Clase, *Organometallics*, **1995**, *14*, 207.(c) M. T. Reetz and M. Maase, *Adv. Mater.*, **1999**, *11*, 773.
- [7] (a) Heck, R. F. *Palladium Reagents in Organic Synthesis*; Academic Press: London, **1985**. (b) Heck, R. F. *Org. React. (N.Y.)* **1982**, *27*, 345.
- [8] (a) Chen, Q.-Y.; Yang, Z. Y. *Tetrahedron Lett.* **1986**, *27*, 1171. (b) Cabri, W.; Candiani, L; Bedeschi, A.; Santi, R. J. *Org. Chem.* **1990**, *55*, 3654.
- [9] (a) Cabri, W.; Candiani, L; Bedeschi, A.; Santi, R. J. *Org. Chem.* **1993**, *58*, 7421. (b) Cabri, W.; Candiani, I.; Bedeschi, A.; Santi, R. *Synlett* **1992**, 871.
- [10] Amatore, C.; Jutand, A.; Suarez, A. J. *Am. Chem. Soc.* **1993**, *115*, 9531.
- [11] (a) Trost, B. M.; Verhoeven, T. R. In *Comprehensive Organometallic Chemistry*; Wilkinson, G., Stone, F. G. A., Abel, E. W., Eds.; (b) Pergamon Press: Oxford, **1982**; Vol. 8, p 799. For the arylation of heteroatom-substituted olefins, see: (c) Davis, G. D., Jr.; Hallberg, A. *Chem. Rev.* **1989**, *89*, 1433.
- [12] Jeffery, T. J. *Chem. Soc. Chem. Commun.* **1984**, 1287.
- [13] (a) Amatore, C.; Jutand, A. *J. Organomet. Chem.* **1999**, *576*, 254; (b) Amatore, C.; Jutand, A. *Acc. Chem Res.* **2000**, *33*, 314.
- [14] (a) Amorese, A.; Arcadi, A.; Bernocchi, E.; Cacchi, S.; Cerrini, S.; Fedeli, W.; Ortar, G. *Tetrahedron* **1989**, *45*(3), 813.
- [15] (a) Trost, B.M. *Tetrahedron* **1977**, *33*, 2615; (b) Bäckwall, J.-E.; Nordberg, R.E.; Björkman, E.E.; Moberg, C. *J. Chem. Soc. Chem. Comm.* **1980**, 943; (c) Bäckwall, J.-E.; Byström, S.E.; Nordberg, R.E. *J. Org. Chem.* **1984**, *49*, 4619; (d) Hutchins, R.O.; Learn, K. *J. Org. Chem.* **1982**, *47*, 4380.
- [16] Arcadi, A.; Cacchi, S.; Fabrizi, G.; Marinelli, F.; Pace, P. *Tetrahedron* **1996**, *52*(20), 6983.
- [17] (a) Arcadi A.; Bernocchi, E.; Cacchi, S.; Marinelli, F.; Ortar, G. *J. Organomet. Chem.* **1989**, *368*, 249; (b) Arcadi A.; Bernocchi, E.; Cacchi, S.; Marinelli, F.; *Tetrahedron* **1991**, *47*, 1525; (c) Cacchi, S.; Fabrizi, G.; Gallina, Pace, P. *Synlett* **1997**, 54.
- [18] (a) Cacchi, S.; Ciattini, P. G.; Morera, E.; Ortar G. *Tetrahedron Lett.* **1987**, *28*, 3039; (b) Cacchi, S.; Ciattini, P. G.; Morera, E.; Ortar. *Tetrahedron Lett.* **1988**, *29*, 3117; (c) Arcadi, A.; Cacchi, S.; Marinelli, F.; Morera, E.; Ortar G.; *Tetrahedron* **1990**, *46*, 7151; (d) Burini, A.; Cacchi, S.; Pace, P.; Pietroni B. R. *Synlett* **1995**, 677.
- [19] (a) Cacchi, S.; Arcadi A. *J. Org. Chem.* **1983**, *48*, 4236; (b) Cacchi, S.; Illnieri G. *Synthesis* **1984**, 575; (c) Cacchi, S.; La Torre, F.; Palmieri G. J. *J. Organomet. Chem.* **1984**, *268*, C48; (d) Arcadi, S. Cacchi, F. Marinelli *J. Organomet. Chem.* **1986**, *312*, C27; (e)

Complex molecules by Heck, Sonogashira and Suzuki-Miyaura reactions-Chp. 2

- Amorese, A.; Arcadi, A.; Bernocchi, I., Cacchi, S.; Cerrini, S.; Fedeli, W.; Ortar G. *Tetrahedron* **1989**, 45, 813; (f) Aradi, A.; Cacchi, S.; Fabrizi, G.; Marinelli, F.; Pace P. *Tetrahedron* **1996**, 56, 6983; (g) Cacchi, S.; Ciattini, P. G.; Morera, E.; Pace P. *Synlett* **1996**, 545; (h) Arcadi A.; Cacchi, S.; Fabrizi, G.; Marinelli, F.; Pace P. *Synlett* **1996**, 568.
- [20] (a) Battistuzzi, G.; Cacchi, S.; Fabrizi, *Synlett*, **2002**, 202; (b) Battistuzzi, G.; Bernini, R.; Cacchi, S.; Fabrizi, G. *Org. Lett.*, **2003**, 5, 777; (c) Battistuzzi, G.; Cacchi, S.; De Salve, I.; Fabrizi, G.; Parisi, L. M. *Adv. Synth. Cat.* **2005**, 347, 308; (d) Battistuzzi, G.; Bernini, R.; Cacchi, S.; De Salve, I.; Fabrizi, G.; *Advanced Synthesis & Catalysis*, . **In press**
- [21] Cacchi, S.; Fabrizi G.; Goggiamani A.; ARKIVOC (Gainesville,FL, United States), **2003**, 8, 58-66.
- [22] For a recent review on the palladium-catalyzed construction and functionalization of benzo[b]furans, see: (a)Cacchi, S.; Fabrizi, G. Goggiamani, A. *Curr. Org. Chem.* **2006**, 10, 1423. (b) Cagniant, P.; Cagniant, D. *Adv. Heterocycl. Chem.* **1975**, 18, 337. See also: (c) McCallion, G. D. *Curr. Org. Chem.* **1999**, 3, 67. (d) Donnelly, D. M. X.; Meegan, M. J. Furans and their Benzo Derivatives: Synthesis and Applications. In: Katritzky, A. R., Ed., *Comprehensive Heterocyclic Chemistry*, Pergamon, New York **1984**, Vol. 4, pp. 657-712.
- [23] For some recent reviews on the substitution of the C_{aryl}-X bond with a C_{aryl}-heteroatom bond, see: (a) Hartwig, J. F. In *Handbook of Organopalladium Chemistry for Organic Synthesis*; Negishi, E., Ed.; John Wiley & Sons: New York, 2002, Vol. 2, p 1051. (b) Hartwig, J. F. In *Handbook of Organopalladium Chemistry for Organic Synthesis*; Negishi, E., Ed.; John Wiley & Sons: New York, 2002, Vol. 2, p 1097. (c) Muci, A. R.; Buchwald, S. L. *Top. Curr. Chem.* **2002**, 219, 131. (d) Prim, D.; Campagne, J.-M.; Joseph, D.; Andrioletti, B. *Tetrahedron* **2002**, 58, 2041.
- [24] A. Arcadi, F. Marinelli, S. Cacchi *Synthesis* **1986**, 749
- [25] Castro, C. E.; Gaughan, E. J.; Owsley, D. C. *J. Org. Chem.* **1966**, 31, 4071.
- [26] (a) Sonogashira, K.; Tohda, Y.; Hagihara, N. *Tetrahedron Lett.* **1975**, 4467. For reviews, see: (b) Sonogashira, K. In *Handbook of Organopalladium Chemistry for Organic Synthesis*; Negishi, E., Ed.; John Wiley & Sons: New York, 2002, Vol. 1, p 493. (c) Sonogashira, K. In *Metal-Catalyzed Cross-Coupling Reactions*; Diederich, F., Stang, P. J.; Eds.; Wiley-WCH: Weinheim, 1998; p 203. For the coupling of terminal alkynes with aryl halides without the use of Cu salts, see: (d) Cassar, L. *J. Organomet. Chem.* **1975**, 93, 253. (e) Dieck, H. A.; Heck, F. R. *J. Organomet. Chem.* **1975**, 93, 259
- [27] Cacchi, S.; Morera, E. Ortar, G. *Synthesis* **1986**, 320.
- [28] Kabalka, G. W.; Wang, L.; Pagni, R. M. *Tetrahedron* **2001**, 57, 8017.
- [29] Arcadi, A.; Cacchi, S.; Del Rosario, M.; Fabrizi, G.; Marinelli, F. *J. Org. Chem.* **1996**, 61, 9280.
- [30] (a) Arcadi, A.; Cacchi, S.; Marinelli, F. *Tetrahedron Lett.* **1992**, 33, 3915. (b) Battistuzzi, G.; Cacchi, [31]S.; Fabrizi, G. *Eur. J. Org. Chem.* **2002**, 2671. (c) Cacchi, S.; Fabrizi, G. *Chem. Rev.* in press.
- [31] Flynn, B. L.; Hamel, E.; Jung, M. K. *J. Med. Chem.* **2002**, 45, 2670.
- [32] Hu, Y.; Nawoschik, K. J.; Liao, Y.; Ma, J.; Fathi, R.; Yang, Z. *J. Org. Chem.* **2004**, 69, 2235.
- [33] Miyaura, N.; Suzuki, A. *Chem. Rev. (Washington, D.C.)* **1995**, 95, 2457.

Complex molecules by Heck, Sonogashira and Suzuki-Miyaura reactions-Chp. 2

- [34] Farina, V.; Krishnamurthy, V.; Scott, W. J. *In Organic Reactions*, Paquette, L. A., Ed.; John Wiley & Sons: Inc.: New York, **1997**; pp 1-652.
- [35] Matos K., Soderquist J. A. *J Org. Chem.* **1998**, *63*, 461-470
- [36] Stille, J. K.; Lau, K. S. Y. *Acc. Chem. Res.* **1977**, *10*, 434-442.
- [37] Casado, A. L.; Espinet, P. *Organometallics* **1998**, *17*, 954-959.
- [38] Miyaura, N.; Suzuki, A. *Chem Rev.* **1995**, *95*, 2457-2483.
- [39] Goodson, F. E.; Wallow, T. L.; Novak, B. M. *Org. Synth.* 1997, *75*, 61-68.

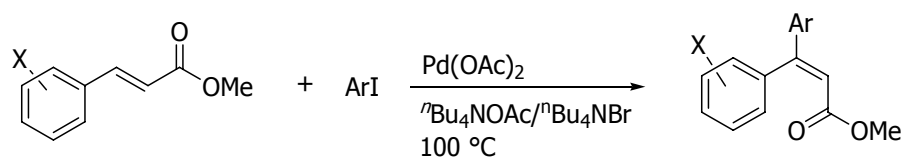
Synthesis of Coumarins in a Molten $n\text{Bu}_4\text{NOAc}/n\text{Bu}_4\text{NBr}$ Mixture through a Domino Heck Reaction/Cyclization Process - Chp.3

SYNTHESIS OF COUMARINS IN A MOLTEN TETRABUTYLAMMONIUM ACETATE/TETRABUTYLAMMONIUM BROMIDE MIXTURE THROUGH A DOMINO HECK REACTION/CYCLIZATION PROCESS

Introduction

During our continuing studies on the Heck reaction of disubstituted alkenes we have found that the presence of acetate anions in the Heck reaction of β -substituted α,β -unsaturated carbonyl compounds may favor the formation of vinylic substitution products with the original β -substituent on the same side of the carbonyl group.^[1] Acetate anions might be involved in the irreversible displacement of palladium from σ -alkylpalladium adducts suppressing isomerizations based on the well-known elimination-readdition of hydridopalladium species.^[1a]

Recently, we have taken advantage of this acetate effect to develop a simple and stereoselective synthesis of β,β -diarylacrylates from cinnamate esters.^[2] In particular, aryl iodides were treated with methyl 3-arylacrylates in a molten $n\text{Bu}_4\text{NOAc}/n\text{Bu}_4\text{NBr}$ mixture in the presence of $\text{Pd}(\text{OAc})_2$ to afford a variety of β,β -diarylacrylates, usually in good to high yield (Scheme 1). Subsequently, the reaction has been extended to aryl bromides.^[3]

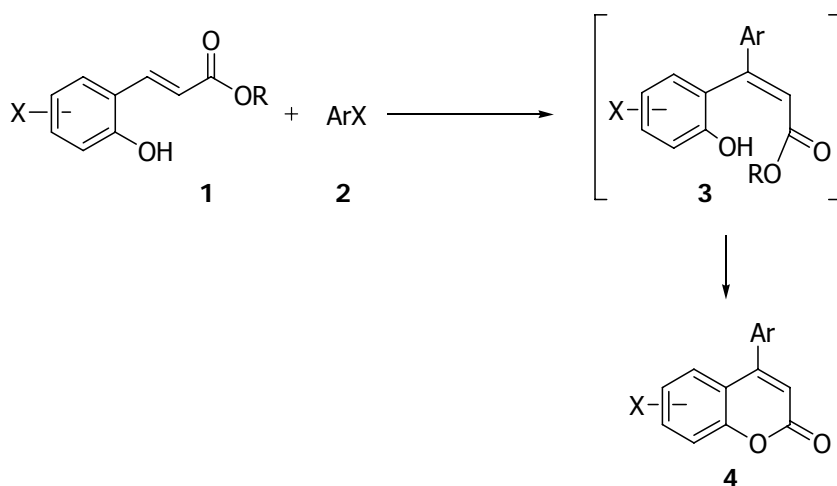


Scheme 1

The reaction (which most probably involves palladium nanoparticles stabilized by quaternary ammonium ions)^[4] appeared to us particularly promising for the development of domino vinylic substitution/cyclization processes. In fact, because of the *cis* configuration - in the Heck product - of the carbonyl group and the preexisting β -substituent, a cyclization reaction would be expected to follow the initial vinylic substitution in the presence of *ortho* nucleophiles in the

Synthesis of Coumarins in a Molten nBu4NOAc/nBu4NBr Mixture through a Domino Heck Reaction/Cyclization Process - Chp.3

original β -aryl unit. In particular, we envisioned that this domino process could constitute a new approach to coumarins (Scheme 2).



Scheme 2

The coumarin motif is abundant in a number of complex natural products exhibiting a broad range of pharmacological activities,^[5] including anticancer^[6] and anti-HIV^[7] activities. Coumarin derivatives have also been used as luminescent probes,^[8] photostable laser dyes,^[9] and triplet sensitizers.^[10] However, the synthesis of this class of compounds currently relies on classical Perkin,^[11] Pechmann,^[12] Knoevenagel^[13] reactions, which suffer from major drawbacks (drastic conditions, stoichiometric amounts of Lewis or mineral acids, multistep protocols, troublesome work-up procedures). Attempts to expand the synthetic approach to functionalized coumarins by using transition metal-catalyzed procedures have been reported.^[14] However, some of them are of limited scope, and most of the palladium-catalyzed procedures rely on the functionalization of a preformed coumarin nucleus^[14d-m] or are limited to alkyne-based cyclization reactions.^[14n-r]

Herein we report that the reaction of readily available methyl and butyl 3-(*o*-hydroxyaryl)acrylates with aryl iodides and bromides in the presence of $Pd(OAc)_2$ (no phosphine

Synthesis of Coumarins in a Molten *n*Bu₄NOAc/*n*Bu₄NBr Mixture through a Domino Heck Reaction/Cyclization Process - Chp.3

ligands are required) in a *n*Bu₄NOAc/*n*Bu₄NBr mixture, constitutes an efficient new route to 4-aryl coumarins bearing a variety of functional groups.

Results and discussion

Cinnamic acid esters **1** were readily prepared in 70-90% yields through the palladium-catalyzed reaction of *o*-iodophenols with methyl or butyl acrylate^[15] [1 equiv of *o*-iodophenol, 1.3 equiv of acrylate ester, 0.01 equiv of Pd(OAc)₂, 1.3 equiv of Et₃N, MeCN, 80-100 °C under argon].

Reaction conditions successfully employed by us in the synthesis of β,β-diarylacrylates [1 equiv of cinnamate, 1.5 equiv of aryl iodide and 0.05 equiv of Pd(OAc)₂ in a *n*Bu₄NOAc/*n*Bu₄NBr mixture at 100 °C] were used when the domino process was attempted using *p*-iodoanisole and methyl 3-(*o*-hydroxyphenyl)acrylate as the model system. Pleasingly, the desired coumarin product **4a** was isolated in 82% yield after 8 h.

Control experiments were performed to evaluate the efficiency of this protocol. Some results from this study are summarized in Table 1 and show that the process could be successfully extended to *p*-bromoanisole (Table 1, entry 2). Notably, it could not be driven to completion under conditions using a molecular solvent such as DMF as the reaction medium (Table 2, entries 3 and 4). The use of butyl 3-(*o*-hydroxyphenyl)acrylate gave **4a** in higher yield (Table 1, entry 5). No significant amounts, if any, of the vinylic substitution intermediate were detected when the reaction was monitored by TLC and HPLC analysis (the same trend has been observed with other aryl halides and acrylate esters), both with the methyl and the butyl ester. This suggests that the cyclization of vinylic substitution intermediates to coumarin is the fast step and that displacement of the more basic butoxide anion does not affect the reaction course to a large extent.

Synthesis of Coumarins in a Molten *n*Bu₄NOAc/*n*Bu₄NBr Mixture through a Domino Heck Reaction/Cyclization Process - Chp.3

Table 1. Aryl Halides, Solvents and 3-(*o*-Hydroxyphenyl)acrylates in the Synthesis of **4a**.^a

entry	R acrylate 1	aryl halide 2	conditions	yield of 4a (%) ^b
1	Me	<i>p</i> -MeO-C ₆ H ₄ -I	ⁿ Bu ₄ NOAc (2.1 equiv), ⁿ Bu ₄ NBr (1.5 equiv)	82
2	Me	<i>p</i> -MeO-C ₆ H ₄ -Br	ⁿ Bu ₄ NOAc (2.1 equiv), ⁿ Bu ₄ NBr (1.5 equiv)	78
3	Me	<i>p</i> -MeO-C ₆ H ₄ -Br	AcOK (2.5 equiv), DMF (1.5 mL)	traces ^c
4	Me	<i>p</i> -MeO-C ₆ H ₄ -Br	NaHCO ₃ (2.5 equiv), ⁿ Bu ₄ NCl (1 equiv), DMF (1.5 equiv)	22 ^d
5	ⁿ Bu	<i>p</i> -MeO-C ₆ H ₄ -Br	ⁿ Bu ₄ NOAc (2.1 equiv), ⁿ Bu ₄ NBr (1.5 equiv)	88 ^e

^[a] Unless otherwise stated, reactions were run in the presence of 5 mol % of Pd(OAc)₂ at 100 °C for 8 h by using 1.5 equiv of **2** and 1 equiv of **1**.

^[b] Yields are given for isolated products.

^[c] The starting acrylate ester was recovered in 78% yield.

^[d] The starting acrylate ester was recovered in 56% yield.

^[e] 6 h.

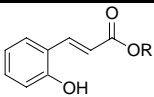
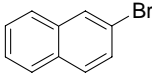
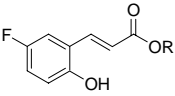
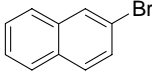
Therefore, we focused primarily on the use of the more convenient aryl bromides when the substrate scope of this synthesis was explored. Both butyl and methyl esters were employed. Our preparative results are shown in Table 2.

Butyl esters were usually found to provide better results than methyl esters with electron-rich and slightly electron-poor aryl halides. Similar yields were instead obtained with strongly electron-poor aryl halides. For example, the coumarin derivative was isolated in 35-37% yield with *p*-bromobenzaldehyde both with the methyl acrylate and the butyl acrylate (Table 2, entries 13 and 14).

As to the aryl halide partner, a variety of electron-rich and slightly electron-poor aryl bromides react well in the ionic liquid medium to provide the desired coumarin derivatives usually in good to high yields. Moderate yields were instead obtained with aryl bromides containing strongly electron-withdrawing substituents.


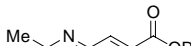
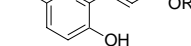
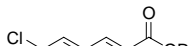
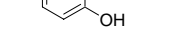
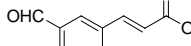
Synthesis of Coumarins in a Molten nBu4NOAc/nBu4NBr Mixture through a Domino Heck Reaction/Cyclization Process - Chp.3

Table 2. Synthesis of 4-Aryl Coumarins **4** from 3-(*o*-Hydroxyphenyl)acrylates **1** and Aryl Iodides and Bromides **2**.^a

entry	3-(<i>o</i> -hydroxyphenyl) acrylate ester 1		aryl halide 2	t (h) ^b	yield of 4 (%) ^c	
1		R = Me	1a	<i>p</i> -MeO-C ₆ H ₄ -Br	8	4a 78
2		R = Bu ^{<i>n</i>}	1b	<i>p</i> -MeO-C ₆ H ₄ -Br	8	4a 88
3		R = Me	1a	<i>m</i> -MeO-C ₆ H ₄ -Br	8	4b 75
4		R = Bu ^{<i>n</i>}	1b	<i>p</i> -MeCOO-C ₆ H ₄ -Br	2	4c 70 ^d
5		R = Me	1a	<i>p</i> -Me ₂ N-C ₆ H ₄ -Br	7	4d 74
		R = Bu ^{<i>n</i>}	1b	<i>p</i> -Me ₂ N-C ₆ H ₄ -Br	7	4d 98
6		R = Me	1a	<i>p</i> -Me-C ₆ H ₄ -Br	10	4e 75
7		R = Me	1a	<i>p</i> -F-C ₆ H ₄ -Br	24	4f 75
8		R = Me	1a	<i>m</i> -F-C ₆ H ₄ -Br	31	4g 70
9		R = Me	1a	<i>p</i> - ^{<i>t</i>} Bu-C ₆ H ₄ -Br	30	4h 61
10		R = Bu ^{<i>n</i>}	1b	<i>p</i> - ^{<i>t</i>} Bu-C ₆ H ₄ -Br	10	4h 82
11		R = Bu ^{<i>n</i>}	1b	<i>p</i> -MeCONH-C ₆ H ₄ -Br	24	4i 77
12		R = Bu ^{<i>n</i>}	1b	<i>o</i> -MeCONH-C ₆ H ₄ -Br	24	- ^e
13		R = Me	1a	<i>p</i> -CHO-C ₆ H ₄ -Br	24	4j 35
14		R = Bu ^{<i>n</i>}	1b	<i>p</i> -CHO-C ₆ H ₄ -Br	24	4j 37
15		R = Me	1a	<i>p</i> -Ph-C ₆ H ₄ -Br	8	4k 68
16		R = Bu ^{<i>n</i>}	1b	<i>p</i> -Ph-C ₆ H ₄ -Br	10	4k 83
17		R = Me	1a	<i>m</i> -CF ₃ -C ₆ H ₄ -Br	31	4l 67 ^f
18		R = Bu ^{<i>n</i>}	1b	<i>p</i> -Br-C ₆ H ₄ -Br	24	4m 30 ^g
19		R = Bu ^{<i>n</i>}	1b	<i>p</i> -Br-C ₆ H ₄ -I	33	4m 50 ^g
20		R = Bu ^{<i>n</i>}	1b			4n 65 ^h
21		R = Me	1c	<i>p</i> -Ph-C ₆ H ₄ -Br	48	4o 68
22		R = Me	1c		24	4p 70

Synthesis of Coumarins in a Molten nBu4NOAc/nBu4NBr Mixture through a Domino Heck
Reaction/Cyclization Process - Chp.3

Table 2. Synthesis of 4-Aryl Coumarins **4** from 3-(*o*-Hydroxyphenyl)acrylates **1** and Aryl Iodides and Bromides **2**.^a (Continue)

entry	3-(<i>o</i> -hydroxyphenyl) acrylate ester 1		aryl halide 2	t (h) ^b	yield of 4 (%) ^c	
23		R = Me	1c	<i>p</i> -MeO-C ₆ H ₄ -I	4.5	4q 86
24		R = Me	1d	<i>p</i> -MeO-C ₆ H ₄ -I	26	4r 37
25		R = Bu ^o	1e	<i>p</i> -MeO-C ₆ H ₄ -I	30	4r 36
26		R = Me	1f	<i>p</i> -MeO-C ₆ H ₄ -I	5	4s 82
27		R = Me	1g	<i>p</i> -MeO-C ₆ H ₄ -Br	5.5	-
28		R = Me	1h	<i>p</i> -MeO-C ₆ H ₄ -Br	5.5	4t 70 ⁱ

^a Unless otherwise stated, reactions were run in the presence of 5 mol % of Pd(OAc)₂ at 100 °C by using 1.5 equiv of **2** and 1 equiv of **1**. ^b Reaction times were not optimized. ^c Yields are given for isolated products. ^d Isolated as 4-(*p*-hydroxyphenyl) derivative. ^e The starting aryl bromide was recovered in 63% yield. ^f In the presence of 2.5 equiv of aryl halide. With 1.5 equiv of aryl halide, **4i** was isolated in 53% yield. ^g With 3 equiv of aryl halide. ^h **1h** was recovered in 15% yield. ⁱ Isolated as the formyl derivative, after acid work-up

As far as the β-aryl group is concerned, good to excellent results can be obtained when it contains electron-donating and weak electron-withdrawing substituents. Strongly electron-withdrawing substituents para to the *o*-hydroxy group appear to hamper the reaction. For example, when **1g** was subjected to our standard conditions, a complex reaction mixture was formed which we have not further investigated (Table 2, entry 27). However, an appropriately protected aldehydic acrylate (Table 2, entry 28) gave the desired product in 70% yield. Moderate yields were obtained with heterocyclic analogues of 3-(*o*-hydroxyphenyl)acrylates (Table 2, entries 24 and 25).

Synthesis of Coumarins in a Molten nBu4NOAc/nBu4NBr Mixture through a Domino Heck Reaction/Cyclization Process - Chp.3

Interestingly, reactions did not have to be carried out under an argon atmosphere. It appears that the catalytic activity is maintained for a relatively long time even in the presence of oxygen.

Conclusion

In conclusion, we have developed a convenient straightforward route for the construction of the functionalized lactone ring incorporated into the coumarin system from readily available starting materials that may represent a useful alternative to classical methods and compares well with known palladium-based procedures.

References-Chp.3

- [1] a) A. Amorese, A. Arcadi, E. Bernocchi, S. Cacchi, S. Cerrini, W. Fedeli, G. Ortar, *Tetrahedron* **1989**, *45*, 813-828; b) A. Arcadi, S. Cacchi, G. Fabrizi, F. Marinelli, P. Pace, *Tetrahedron* **1996**, *56*, 6983-6996; c) S. Cacchi, P. G. Ciattini, E. Morera, P. Pace, *Synlett* **1996**, 545-547; d) A. Arcadi, S. Cacchi, G. Fabrizi, F. Marinelli, P. Pace, *Synlett* **1996**, 568-570. See also: e) A. Arcadi, S. Cacchi, F. Marinelli, E. Morera, G. Ortar, *Tetrahedron* **1990**, *46*, 7151-7164; f) A. Burini, S. Cacchi, P. Pace, B. R. Pietroni, *Synlett* **1995**, 677-679; g) G. Battistuzzi, S. Cacchi, G. Fabrizi, *Org. Lett.* **2003**, *5*, 777-780.
- [2] G. Battistuzzi, S. Cacchi, G. Fabrizi, *Synlett* **2002**, 439-442.
- [3] V. Caló, A. Nacci, A. Monopoli, S. Laera, N. Cioffi, *J. Org. Chem.* **2003**, *68*, 2929-2933.
- [4] For some leading references on tetraalkylammonium-stabilized palladium nanoparticles, see: a) M. T. Reetz, R. Breinbauer, K. Wanninger, *Tetrahedron Lett.* **1996**, *37*, 4499-4502; b) M. Beller, H. Fischer, K. Kühlein, C.-P. Reisinger, W. A. Herrmann, *J. Organomet. Chem.* **1996**, *520*, 257-259; c) M. T. Reetz, M. Maase, *Adv. Mater.* **1999**, *11*, 773-777; d) M. T. Reetz, E. Westermann, *Angew. Chem. Int. Ed.* **2000**, *39*, 165-168; e) V. Caló, A. Nacci, A. Monopoli, A. Detomaso, P. Iliade, *Organometallics* **2003**, *22*, 4193-4197; f) ref. 3. For a recent review on transition-metal nanoparticles, see: g) M. Moreno-Mañas, R. Pleixats, *Acc. Chem. Res.* **2003**, *36*, 638-643.
- [5] a) R. D. H. Murray, J. Méndez, S. A. Brown, *The Natural Coumarins: Occurrence, Chemistry, and Biochemistry*, Wiley, New York, **1982**; b) B. Naser-Hijazi, B. Stolze, K. S. Zanker, *Second Proceedings of the International Society of Coumarin Investigators*, Springer, Berlin, **1994**. See also: c) "The Merck Index" 13th Edition on CD-ROM 61 monographs.
- [6] a) H. Kolodziej, O. Kayser, H. J. Woerdenbag, W. V. Uden, N. Z. Pras, *Naturforsch* **1997**, *52c*, 240-244; b) S. S. Hecht, P. M. Kenney, M. Y. Wang, N. Trushin, S. Agarwal, A. V. Rao, P.

Synthesis of Coumarins in a Molten nBu4NOAc/nBu4NBr Mixture through a Domino Heck Reaction/Cyclization Process - Chp.3

- Upadhyaya, *Cancer Lett.* **1999**, *137*, 123-130; c) C. J. Wang, Y. J. Hsieh, C. Y. Chu, Y. L. Lin, T. H. Tseng, *Cancer Lett.* **2002**, *183*, 163-168.
- [7] a) A. Kucherenko, M. T. Flavin, W. A. Boulanger, A. Khilevich, R. L. Shone, J. D. Rizzo, A. K. Sheinkman, Z. Q. Xu, *Tetrahedron Lett.* **1995**, *31*, 5475-5478; b) C. J. Palmer, J. L. Josephs, *J. Chem. Soc., Perkin Trans. 1* **1995**, 3135-3152.
- [8] I. A. Hemmila, *Appl. Fluoresc. Technol.* **1989**, *1*, 1-8.
- [9] a) M. H. Elangdi, S. O. Abdallah, K. M. Ghoneim, E. M. Ebied, K. N. Kassab, *J. Chem. Res. (S)* **1997**, 44-45; b) L. E. Jusinski, C. A. Taatjes, *Rev. Sci. Instrum.* **2001**, *72*, 2837-2838.
- [10] a) T. Urano, E. Hino, H. Ito, M. Shimizu, T. Yamaoka, *Polym. Adv. Technol.* **1998**, *9*, 825-830; b) V. S. Sharov, E. S. Driomina, K. Briviba, H. Sies, *Photochem. Photobiol.* **1998**, *68*, 797-801.
- [11] a) Johnson, J. R. *Org. React.* **1942**, *1*, 210-265; b) J. D. Hepworth, *Comprehensive Heterocyclic Chemistry*, Pergamon Press, Oxford, **1984**; Vol. 3, pp. 799-809.
- [12] a) Sethna, S.; Phadke, R. *Org. React.* **1953**, *7*, 1-58; b) J. D. Hepworth, C. D. Gabbut, B. M. Heron, *Comprehensive Heterocyclic Chemistry*, 2nd ed., Pergamon Press, Oxford, **1996**.
- [13] a) Knoevenagel, E. *Chem. Ber.* **1904**, *37*, 4461-4471; b) Wiener, C.; Schoder, C. H.; Link, K. P. *J. Am. Chem. Soc.* **1957**, *79*, 5301-5303; c) Jones, G. *Organic Reactions*, Wiley & Sons, New York, **1967**, Vol. 15, pp. 204-599; d) Bigi, F.; Chesini, L.; Maggi, R.; Sartori, G. *J. Org. Chem.* **1999**, *64*, 1033-1035; e) Song, A.; Wang, X.; Lam, K. S. *Tetrahedron Lett.* **2003**, *44*, 1755-1758.
- [14] Ru-based methods: a) Chatterjee, A. K.; Toste, F. D.; Goldberg, S. D.; Grubbs, R. H. *Pure Appl. Chem.* **2003**, *75*, 421-425; b) Nguyen Van, T.; Debenedetti, S.; De Kimpe, N. *Tetrahedron Lett.* **2003**, *44*, 4199-4201; Ni-based methods: c) Wu, J.; Yang, Z. *J. Org. Chem.* **2001**, *66*, 7875-7878; Pd-based methods: d) Wattanasin, S. *Synthetic Commun.* **1988**, *18*, 1919-1925; e) Ciattini, P. G.; Morera, E.; Ortar, G. *Synthetic Commun.* **1995**, *25*, 2883-2894; f) Boland, G. M.; Donnelly, D. M. X.; Finet, J.-P.; Rea, M. D. *J. Chem. Soc., Perkin Trans. 1* **1996**, 2591-2597; g) Aquila, B. M. *Tetrahedron Lett.* **1997**, *38*, 2795-2798; h) Mitra, A. K.; De, A.; Karchaudhuri, N.; Mitra, J. *J. Chem. Res. S.* **1998**, 766-767; i) Schio, L.; Chatreaux, F.; Klich, M. *Tetrahedron Lett.* **2000**, *41*, 1543-1547; l) Schiedel, M.-S.; Briehn, C. A.; Bäuerle, P. *Angew. Chem. Int.* **2001**, *40*, 4677-4680; m) Wu, J.; Wang, L.; Fathi, R.; Yang, Z. *Tetrahedron Lett.* **2002**, *43*, 4395-4397; n) Catellani, M.; Chiusoli, P. G.; Gagnola, M. C.; Solari, G. *Tetrahedron Lett.* **1994**, *35*, 5923-5926; o) Trost, B. M.; Toste, F. D. *J. Am. Chem. Soc.* **1996**, *118*, 6305-6306; p) Kadnikov, Dmitry V.; Larock, Richard C. *Org. Lett.* **2000**, *2*, 3643-3646; q) Jia, C.; Piao, D.; Kitamura, T.; Fujiwara, Y. *J. Org. Chem.* **2000**, *65*, 7516-7522; r) Oyamada, J.; Jia, C.; Fujiwara, Y.; Kitamura, T. *Chem. Lett.* **2002**, 380-381; s) Kotani, M.; Yamamoto, K.; Oyamada, J.; Fujiwara, Y.; Kitamura, T. *Synthesis* **2004**, 1466-1470; t) Catellani, M.; Chiusoli, P. G.; Gagnola, M. C.; Solari, G. *Tetrahedron Lett.* **1994**, *35*, 5919-5922.
- [15] Ziegler, C. B., Jr.; Heck, R. F. *J. Org. Chem.* **1978**, *43*, 2941-2946.

THE HECK REACTION OF β -ARYLACRYLAMIDES. AN APPROACH TO 4-ARYL-2-QUINOLONES

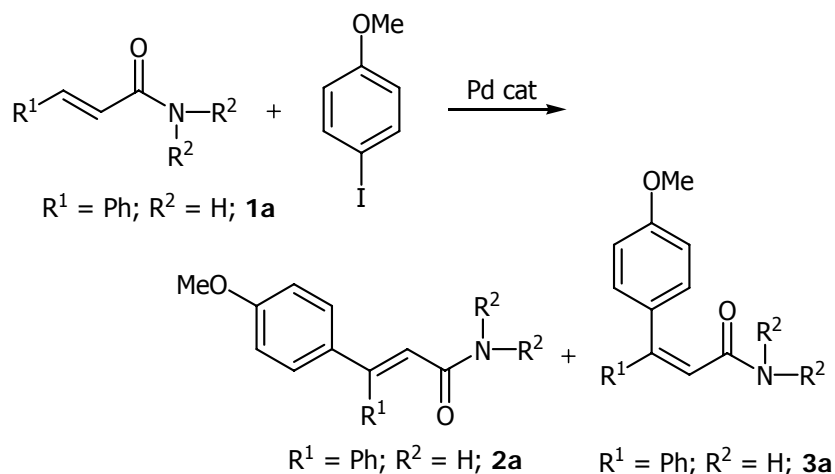
Introduction

The Heck reaction of β -substituted α,β -unsaturated carbonyl compounds with aryl halides may serve as a valuable method for the preparation of highly functionalized olefin systems. Because of this, the preparation of β,β -disubstituted derivatives from β -substituted α,β -enals and -enones,^[1] and α,β -unsaturated esters^[2] have been the subject of several investigations, with the achievement of a stereoselective synthesis being a major target. Indeed, whereas excellent regioselectivity was always observed (with vinylic substitution products at the β -position being usually the sole products), the stereochemistry of the reaction was found to depend strongly on reaction conditions. Surprisingly, very few has been done with β -substituted acrylamides.

Results and discussion

We described the tendency of cinnamide to afford preferentially the corresponding vinylic substitution product in the palladium catalyzed reaction with iodobenzene in the presence of triethylamine and formic acid as compared to cinnamaldehyde and benzalacetone (and a variety of α,β -enones) which gave conjugate addition type derivatives as the main products under the same conditions.^[3] A β,β -diarylacrylamide was prepared adapting the Heck reaction to solid phase conditions, but the stereochemistry of the Heck product was not established.^[4] More recently, Nájera et al. described the preparation of two β,β -diarylacrylamides via vinylic substitution of β -substituted acrylamides in a study devoted to explore Heck reactions of α,β -unsaturated carbonyl compounds in aqueous media.^[5] On the other hand, the β,β -diarylacrylamide motif is present in a variety of biologically active molecules.^[6] Therefore, it appeared to us of interest to explore in more detail the Heck reaction of this class of compounds. The reaction of *p*-iodoanisole with cinnamide^[7] **1a** in the presence of 0.05 equiv of Pd(OAc)₂ was initially examined as the model system (Scheme 1).

The Heck Reaction of β -Arylacrylamides. An Approach to
4-Aryl-2-quinolones.- Chp.4



Scheme 1

Part of our optimization work using different bases, solvents and additives is displayed in Table 1. Under a variety of reaction conditions, good chemical yields were observed but the stereochemical outcome was only moderate (Table 1, entries 1-3). Under Jeffery conditions^[8] no vinylic substitution product was isolated (Table 1, entry 4). Using KOAc as base and omitting Bu₄NCl produced the vinylic substitution product in good yield and satisfactory stereoselectivity (Table 1, entry 5). Switching to a Bu₄NOAc/Bu₄NBr molten salt mixture (these conditions gave excellent conversions and stereochemical control with cinnamate esters)^[2g] led to a moderate conversion and low **2a** to **3a** molar ratio (Table 1, entry 8). The best result in terms of yield and **2a** to **3a** molar ratio was obtained when the reaction was carried out in triethylamine (Table 1, entry 7). The stereochemistry of **2a** and **3a** [obtained as an approximately 20:80 mixture when prepared from iodo-benzene and β -(*p*-methoxyphenyl)acrylamide] was as assigned by NOE experiments. That of the other vinylic substitution products (vide infra) has been assigned based on these data.

The Heck Reaction of β -Arylacrylamides. An Approach to
4-Aryl-2-quinolones.- Chp.4

Table 1. Bases, Additives, and Solvents in the Palladium-Catalyzed Reaction of Cinnamamide **1a** with *p*-Iodoanisole.^a

entry	base	additive	solvent	time (h)	overall yield %	2a:3a	yield % 1a
1	Et ₃ N (3 equiv)	-	DMF	48	82	76:24	15
2	Et ₃ N (3 equiv)	-	THF	24	70	74:26	25
3	Et ₃ N (3 equiv)	-	AcOEt	24	67	74:26	27
4	K ₂ CO ₃ (2 equiv)	Bu ₄ NCl (1 equiv)	DMF	96	-		68
5	KOAc (2 equiv)	-	DMF	96	71	84:16	20
6	Bu ₄ NOAc (2 equiv)	-	DMF	48	54	68:32	18
7	Et ₃ N (5 equiv)	-	-	12	92	83:17	-
8	Bu ₄ NOAc (3 equiv)	Bu ₄ NBr (3 equiv)	-	24	60	70:30	20

^a All reactions were carried out on a 0.5 mmol scale at 100 °C under an argon atmosphere using 1 equiv of **1a**, 1.5 equiv of *p*-iodoanisole and 0.05 equiv of Pd(OAc)₂ in 1.5 mL of solvent.

Thus, these conditions were used when the procedure was extended to the reaction of other β -arylacrylamides with *p*-iodoanisole (Table 2) and ethyl *p*-iodobenzoate (Table 3), models of electron-rich and electron-poor aryl iodides, respectively. Using *p*-iodoanisole as the aryl partner, β,β -diarylacrylamides were produced in high yields and with satisfactory stereoselectivity, the highest stereoselectivity being observed with the *N,N*-dimethyl- β -arylacrylamides (Table 2, entries 2, 3, 6, 9, 11, 13, 14) and β -(*o*-substituted aryl)acrylamides (Table 2, entries 4, 7-9).

strong tendency to give *p,p'*-diethoxycarbonyl biphenyl, the biaryl-product formed via a homocoupling process. With the *N*-unsubstituted β -arylacrylamides that we have tested, *p,p'*-diethoxycarbonyl biphenyl was isolated in 20-37% yields and the desired vinylic substitution products were obtained in moderate yields (Table 3, entries 2, 5 and 10). Since it has been reported that formation of homocoupling biaryl products - a competitive side reaction assumed to require a bimolecular transmetalation of σ -arylpalladium intermediates - can be limited by decreasing the catalyst loading,^[9] we decided to conduct the reaction using lower amounts of

The Heck Reaction of β -Arylacrylamides. An Approach to
4-Aryl-2-quinolones.- Chp.4

catalyst. Indeed, decreasing the catalyst loading to 0.01 equiv led to a remarkable increase of yields at the expense of biaryl formation (Table 3, compare entries 3, 6, 11 with entries 2, 5, 10 respectively).

Table 2. The Palladium-Catalyzed Heck Reaction of β -Arylacrylamides **1** with *p*-Iodoanisole.^a

entry	β -arylacrylamide 1		time (h)	2		3	
	R ¹	R ²		yield % ^b	yield % ^b		
1	Ph	H	1a	24	2a 66	3a 16	
2	Ph	Me	1b	12	2b 74)	3b 8	
3	<i>p</i> -Me-C ₆ H ₄	Me	1c	48	2c 79	3c 17	
4	<i>o</i> -MeO-C ₆ H ₄	H	1d	12	2d 91	-	
5	<i>m</i> -MeO-C ₆ H ₄	H	1e	24	2e 56	3e 14	
6	<i>m</i> -MeO-C ₆ H ₄	Me	1f	48	2f 64	3f 24	
7	<i>o</i> -Me-C ₆ H ₄	H	1g	24	2g 74	-	
8	<i>o</i> -Br-C ₆ H ₄	H	1h	12	2h 87	-	
9	<i>o</i> -Br-C ₆ H ₄	Me	1i	24	2i 70	-	
10	<i>m</i> -F-C ₆ H ₄	H	1j	24	2j 57	3j 18	
11	<i>m</i> -F-C ₆ H ₄	Me	1k	48	2k 80	3k 8	
12	<i>m</i> -CF ₃ -C ₆ H ₄	H	1l	24	2l 68	3l 12	
13	<i>m</i> -CF ₃ -C ₆ H ₄	Me	1m	48	2m 83	3m 9	
14	<i>p</i> -MeCO-C ₆ H ₄	Me	1n	36	2n 84	3n 10	

a All reactions were carried out on a 0.5 mmol scale at 100 °C under an argon atmosphere using 1 equiv of **1**, 1.5 equiv of *p*-iodoanisole, 3 equiv of Et₃N and 0.05 equiv of Pd(OAc)₂.

b Yields are given for isolated products.

Reactions with ethyl *p*-iodobenzoate, under the conditions used with *p*-iodoanisole, showed a As to the stereochemical outcome, equilibration following the Heck arylation might account for the formation of mixtures of stereoisomers. In the present reaction, however, it appears that stereoisomers are generated during the vinylic substitution event through the well known elimination-reverse addition-elimination of HPd species and that no equilibration occurs after the vinylic substitution products are formed. This view is supported by the following experiment. A pure sample of **2ae**, prepared via the reaction of **1a** with *p*-iodotoluene, was

The Heck Reaction of β -Arylacrylamides. An Approach to
4-Aryl-2-quinolones.- Chp.4

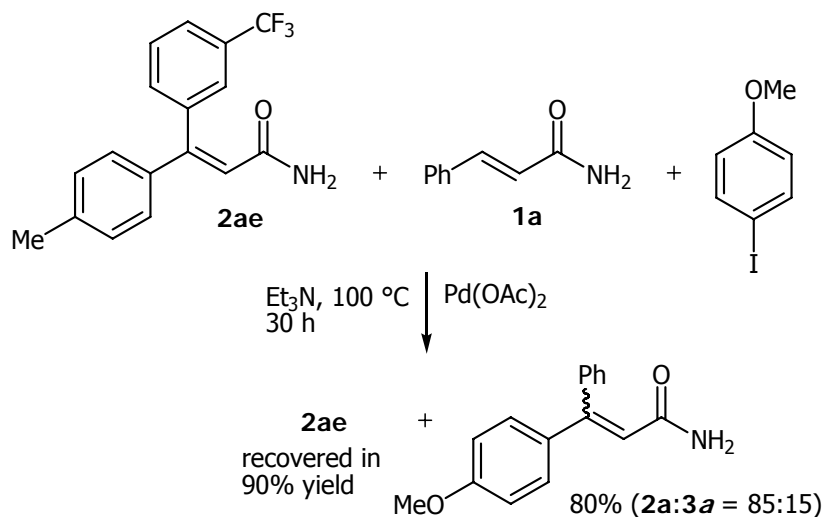
subjected to the conditions producing vinylic substitution products in the presence of **1a** and *p*-iodoanisole (Scheme 2). The 3,3-diarylacrylamide product, formed via the reaction of **1a** with *p*-iodoanisole, was isolated in 80% yield as an approximately 85:15 E:Z mixture (a result similar to that reported in Table 2, entry 1). Compound **2ae** was recovered in almost quantitative isolated yield and its stereochemistry was maintained, even under prolonged heating.

Table 3. The Palladium-Catalyzed Heck Reaction of β -Arylacrylamides **1** with Ethyl *p*-Iodobenzoate.^a

entry	β -arylacrylamide 1			2 yield %	3 yield % ^{b,d}
	R ¹	R ²			
1	<i>o</i> -MeO-C ₆ H ₄	H	1d	2o 78	-
2 ^d	<i>m</i> -MeO-C ₆ H ₄	H	1e	2p 56	3p 14 (5)
3	<i>m</i> -MeO-C ₆ H ₄	H	1e	2p 68	3p 13 (-)
4	<i>m</i> -MeO-C ₆ H ₄	Me ^e	1f	2q 74	3q 6
5 ^d	<i>p</i> -MeO-C ₆ H ₄	H	1j	2r 37	3r 11 (20)
6	<i>p</i> -MeO-C ₆ H ₄	H	1j	2r 62	3r 14 (-)
7	<i>p</i> -MeO-C ₆ H ₄	Me ^e	1o	2s 88	3s 7
8 ^d	<i>o</i> -Me-C ₆ H ₄	H	1g	2t 90	-
9	<i>o</i> -Me-C ₆ H ₄	H	1g	2t 91	-
10 ^d	Ph	H	1a	2u 36	3u 16 (30)
11	Ph	H	1a	2u 74	3u 13 (-)
12	Ph	Me ^e	1b	2v 91	2v 6
13 ^d	<i>m</i> -F-C ₆ H ₄	H	1j	2w 60	3w 10 (32)
14	<i>m</i> -F-C ₆ H ₄	Me	1k	2y 86	3y 10
15 ^d	<i>m</i> -CF ₃ -C ₆ H ₄	H	1l	2z 48	3z 9 (37)
16	<i>m</i> -CF ₃ -C ₆ H ₄	Me ^e	1m	2ab 82	3ab 8
17	<i>o</i> -Br-C ₆ H ₄	H	1h	2ac 82	-
18	<i>p</i> -MeCO-C ₆ H ₄	Me ^e	1n	2ad 65	-

^a Unless otherwise stated, reactions were carried out on a 0.5 mmol scale at 100 °C for 24 h under an argon atmosphere using 1 equiv of **1**, 2.5 equiv of ethyl *p*-iodobenzoate, 5 equiv of Et₃N and 0.01 equiv of Pd(OAc)₂. ^b Yields are given for isolated products. ^c Figures in parentheses refer to isolated homocoupling products. ^d In the presence of 1.5 equiv of ethyl *p*-iodobenzoate, 3 equiv of Et₃N and 0.05 equiv of Pd(OAc)₂. ^e 36 h.

The Heck Reaction of β -Arylacrylamides. An Approach to
4-Aryl-2-quinolones.- Chp.4



Scheme 2

Electronic effects due to the β -aryl groups in the carbopalladation adduct appear to play a role in controlling the stereochemical outcome. In particular, it seems that β -substituents containing electron-withdrawing groups tend to afford higher stereoselectivity. For example, a relatively low stereoselectivity was observed in the reaction of **1c** with *p*-iodoanisole - the carbopalladation adduct contains two electron-rich β -substituents (Table 2, entry 3) - whereas **2ad** was formed as the sole stereoisomer in the reaction of **1n** with ethyl *p*-iodobenzoate (Table 3, entry 18). In the latter case, the carbopalladation adduct contains two electron-poor β -substituents.

The general higher diastereoselectivity observed with *N,N*-dimethyl- β -arylacrylamides as compared to *N*-unsubstituted β -arylacrylamides may be due to the stronger tendency of the disubstituted amide group to coordinate to palladium^[10] (Figure 1). This coordinating effect could disfavor the reverse addition of HPdX generating the carbopalladation adduct with the palladium atom close to the β -substituents.

The Heck Reaction of β -Arylacrylamides. An Approach to
4-Aryl-2-quinolones.- Chp.4

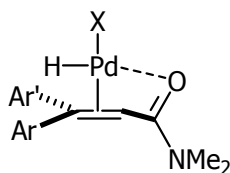


Figure 1

The exclusive formation of the trisubstituted olefin containing the original β -substituent on the same side of the carbon-carbon double bond as the amide group when β -(*o*-substituted aryl)acrylamides are used as substrates is also remarkable. Most probably it is due to the relative instability of the adduct B, which would form from A via elimination-reverse addition of HPdX, in the presence of an *ortho* substituent.

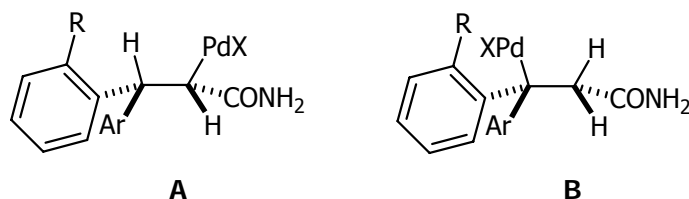
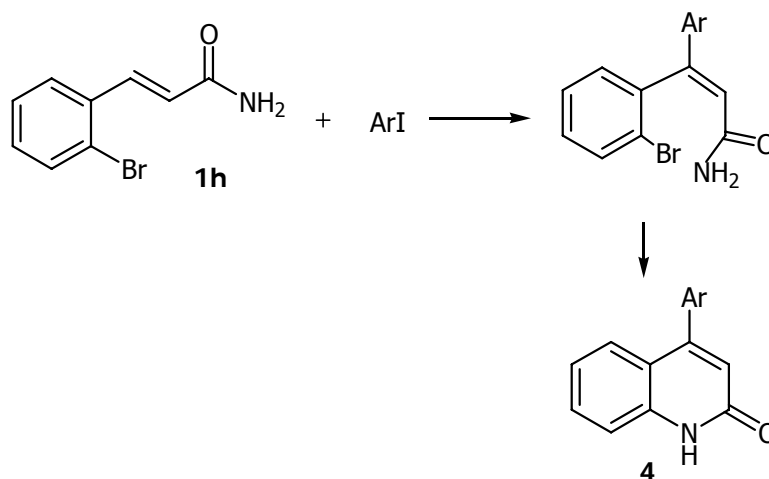


Figure 2

The results obtained with 3-(*o*-bromophenyl)acrylamide 1f (Table 2, entry 8; Table 3, entry 17) prompted us to investigate the utilization of this chemistry for the preparation of 2-quinolone derivatives, a class of compounds abundant in many biologically active compounds,^[11] through a process involving a Heck reaction followed by an intramolecular carbon-nitrogen bond forming step (Scheme 3).

With regard to the cyclization step, the economic attractiveness of copper-based methods and the growing interest in copper-catalyzed syntheses^[12] stimulated us to develop a copper-catalyzed protocol.

The Heck Reaction of β -Arylacrylamides. An Approach to
4-Aryl-2-quinolones.- Chp.4



Scheme3

Using the vinylic substitution product **2h** as the model system, the cyclization reaction was attempted under a variety of reaction conditions. As shown in Table 4, the highest yield was obtained in the presence of 0.2 equiv of CuI, 2 equiv of NaI,^[13] 2 equiv of K₃PO₄, 0.4 equiv *N,N*-dimethylethylenediamine (DMEDA) in dioxane at 120 °C. To make this overall approach to 2-quinolones more attractive from a synthetic standpoint, we explored the vinylic substitution and cyclization of **1f** through a process that would omit the isolation of vinylic substitution intermediates. After some experimentation, we were pleased to find that adding CuI, NaI, K₃PO₄, *N,N*-dimethylethylenediamine and dioxane to the crude mixture derived from the Heck reaction after work-up gave quinolone products in good to high overall isolated yields with neutral,

The Heck Reaction of β -Arylacrylamides. An Approach to
4-Aryl-2-quinolones.- Chp.4

Table 4. Examination of the Copper-Catalyzed Cyclization of **2h** to the Quinolone Product **4b**.^a

entry	catalyst system	base	additive	ligand	T (°C)	t (h)	4b yield % ^{b,c}
1	CuCl(PPh ₃)	K ₃ PO ₄	-	-	110	20	50 (-)
-	CuI	K ₃ PO ₄	NaI	1,3-DAP ^d	110	96	50 (50)
3	CuI	K ₃ PO ₄	-	DMEDA	110	48	66 (34)
4	CuI	K ₃ PO ₄	-	DMEDA	120	96	56 (40)
5	CuI	-	NaI	DMEDA	120	48	16 (83)
6	CuI	K ₃ PO ₄	NaI	DMEDA	120	24	85 (-)

^a All reactions were carried out on a 0.5 mmol scale using 1 equiv of **1h**, 0.2 equiv of the copper catalyst, 2 equiv of NaI (when added), 2 equiv of K₂CO₃ (when added), 0.4 equiv of 1,3-DAP or DMEDA (when added) in 2 mL of dioxane. ^b Yields are given for isolated products. ^c Figures in parentheses refer to the recovered starting material. ^d 1,3-Diaminopropane

Table 5 Synthesis of 4-Aryl-2-quinolones **4** through a Sequential Heck Reaction/Copper-Catalyzed Cyclization of β -(*o*-Bromophenyl)acrylamide **1h**.

entry	ArI	t (h)		4 overall yield % ^b (procedure)
		Heck reaction	cyclization	
1	<i>m</i> -MeO-C ₆ H ₄ -I	48	24	4a 71 (A)
2	<i>p</i> -MeO-C ₆ H ₄ -I	12	24	4b 77 (A)
3	Ph-I	48	24	4c 77 (A)
4	<i>m</i> -F-C ₆ H ₄ -I	48	24	4d 71 (B)
5	<i>p</i> -EtOOC-C ₆ H ₄ -I	48	24	4e 60 (B)

^a Reactions were carried out on a 0.5 mmol scale as follows: (procedure A) 1 equiv of **1**, 1.5 equiv of aryl iodide, 3 equiv of Et₃N and 0.05 equiv of Pd(OAc)₂ at 100 °C, work-up, and then 0.2 equiv of CuI, 2 equiv of NaI, 2 equiv of K₂CO₃, 0.4 equiv of DMEDA and 2 mL of dioxane at 120 °C; (procedure B) 1 equiv of **1**, 2.5 equiv of aryl iodide, 5 equiv of Et₃N and 0.01 equiv of Pd(OAc)₂ at 100 °C, work-up, and then as for procedure A.

^b Yields are given for isolated products.

electron-rich and electron-poor aryl iodides (Table 5). None of the quinolone derivative was obtained when the vinylic substitution/cyclization protocol was attempted under optimized conditions omitting CuI.

The Heck Reaction of β -Arylacrylamides. An Approach to 4-Aryl-2-quinolones.- Chp.4

Conclusion

In conclusion, we have shown that the palladium-catalyzed reaction of β -arylacrylamides with aryl iodides in the presence of triethylamine affords vinylic substitution products usually in high yield. The nature of β -substituents, aryl iodides and substituents at the nitrogen atom was found to influence the stereochemical outcome of the reaction. In particular, the presence of β -substituents containing electron-withdrawing groups in the carbopalladation adduct appear to afford higher diastereoselectivity; *N,N*-dimethyl- β -arylacrylamides tend to give a higher diastereoselectivity than the corresponding *N*-unsubstituted β -arylacrylamides; β -arylacrylamides containing *ortho* substituents lead to the formation of only one stereoisomer. The procedure was used to develop an efficient approach to 4-aryl-2-quinolones from β -(*o*-bromophenyl)acrylamide through a sequential Heck reaction/copper-catalyzed cyclization process.

References-Chp.4

- [1] a) Amorese, A.; Arcadi, A.; Bernocchi, E.; Cacchi, S.; Cerrini, S.; Fedeli, W.; Ortar, G. *Tetrahedron* **1989**, *45*, 813. b) Arcadi, A.; Cacchi, S.; Fabrizi, G.; Marinelli, F.; Pace, P. *Tetrahedron* **1996**, *56*, 6983. c) S. Cacchi, S.; Ciattini, P. G.; Morera, E.; Pace, P. *Synlett* **1996**, 545. d) Arcadi, A.; Cacchi, S.; Fabrizi, G.; Marinelli, F.; Pace, P. *Synlett* **1996**, 568. (e) Cacchi, S.; Fabrizi, G.; Goggiamani, A. *Arkivoc* **2003**, 58.
- [2] (a) Moreno-Mañas, M.; Pérez, M.; Pleeixats, R. *Tetrahedron Lett.* **1999**, *37*, 7449. (b) Gürtler, C.; Buchwald, S. L. *Chem. Eur. J.* **1999**, *5*, 3107. (d) Blettner, C. G.; König, W. A.; Stenzel, W.; Shotten, T. *Tetrahedron Lett.* **1999**, *40*, 2101. (e) Calò, V.; Nacci, A.; Monopoli, A.; Lopez, L.; di Cosmo, A. *Tetrahedron* **2001**, *57*, 6071. (f) Littke, A. F.; Fu, G. C. *J. Am. Chem. Soc.* **2001**, *123*, 6989. (g) Battistuzzi, G.; Cacchi, S.; Fabrizi, G. *Synlett* **2002**, 439. (h) Caló, V.; Nacci, A. Monopoli, A.; Laera, S.; Cioffi, N. *J. Org. Chem.* **2003**, *68*, 2929.
- [3] Cacchi, S.; Arcadi, A. *J. Org. Chem.* **1983**, *48*, 4236.
- [4] Hiroshige, M.; Hauske, J. R.; Zhou, P. *Tetrahedron Lett.* **1995**, *36*, 4567.
- [5] Botella, L.; Nájera, C. *J. Org. Chem.* **2005**, *70*, 4360.
- [6] See, for example: (a) Kadin, S. B. U. S. Patent 4,342,781; 1982. (b) Morwick, T. M.; Paget, C. J. U. S. Patent 4,420,479; 1983. (c) Curtz, J.; Gunter Krummel, M. U. S. Patent 4,912,217; 1990.
- [7] β -Arylacrylamides were prepared in almost quantitative yields from 1 equiv of aryl iodides and 1.1 equiv of acrylamide or *N,N*-dimethylacrylamide in MeCN at 100 °C in the presence of 0.01 equiv of the Herrmann catalyst (Herrmann, W. A.; Brossmer, K. Ö.; Reisinger, C.-P.;

The Heck Reaction of β -Arylacrylamides. An Approach to
4-Aryl-2-quinolones.- Chp.4

Priermeier, T.; Beller, M.; Fischer, H. *Angew. Chem. Int. Ed. Engl.* **1995**, *34*, 1844) and 3 equiv of Et₃N.

[8] Jeffery, T. *Tetrahedron Lett.* **1985**, *26*, 2667

[9] Lane, B. S.; Sames, D. *Org. Lett.* **2004**, *6*, 2897

[10] Hay, L. A.; Koenig, T. M.; Ginah, F. O.; Copp, J. D.; Mitchell, D. *J. Org. Chem.* **1998**, *63*, 5050.

[11] For some recent references, see: (a) Dhanak, D.; Kaura, A. C.; Shaw, A. (SmithKline Beecham Corp.) PCT INT. Appl. WO 2001085172, 2001. (b) Norman, P. *Curr. Opin. Invest. Drugs* **2002**, *3*, 313. (c) Venet, M.; End, D.; Angibaud, P. *Curr. Top. Med. Chem.* **2003**, *3*, 1095. (d) van Cutsem, E.; van de Velde, H.; Karasek, P.; Oettle, H.; Ververne, W. L.; Szawlowski, A.; Schoffski, P.; Post, S.; Verslype, C.; Neumann, H.; Safran, H.; Humblet, Y.; Ruixo, J. Perez; Ma, Y.; von Hoff, D. *J. Clin. Oncol.* **2004**, *22*, 1430. (e) Freeman, G. A.; Andrews III, C. W.; Hopkins, A. L.; Lowell, G. S.; Schaller, L. T.; Cowan, J. R.; Gonzales, S. S.; Koszalka, G. W.; Hazen, R. J.; Boone, L. R.; Rob G. Ferris, R. G.; Creech, K. L.; Roberts, G. B.; Short, S. A.; Weaver, K.; David J. Reynolds, D. J.; Milton, J.; Ren, J.; Stuart, D. I.; Stammers, D. K.; Chan, J. H. *J. Med. Chem.* **2004**, *47*, 5923. (f) Li, Q.; Woods, K. W.; Wang, W.; Lin, N.-H.; Claiborne, A.; Gu, W.-z.; Cohen, J.; Stoll, V. S.; Hutchins, C.; Frost, D.; Rosenberg, S. H.; Sham, H. L. *Bioorg. Med. Chem. Lett.* **2005**, *15*, 2033.

[12] For an excellent review, see: Ley, S. V.; Thomas, A. W. *Angew. Chem. Int. Ed.* **2003**, *42*, 5400.

[13] Klapars, A.; Buchwald, S. L. *J. Am. Chem. Soc.* **2002**, *124*, 14844.

4-ARYL-2-QUINOLONES THROUGH A PSEUDO-DOMINO HECK/BUCHWALD-HARTWIG REACTION IN A MOLTEN TETRABUTYLAMMONIUM ACETATE/TETRABUTYLAMMONIUM BROMIDE MIXTURE

Introduction

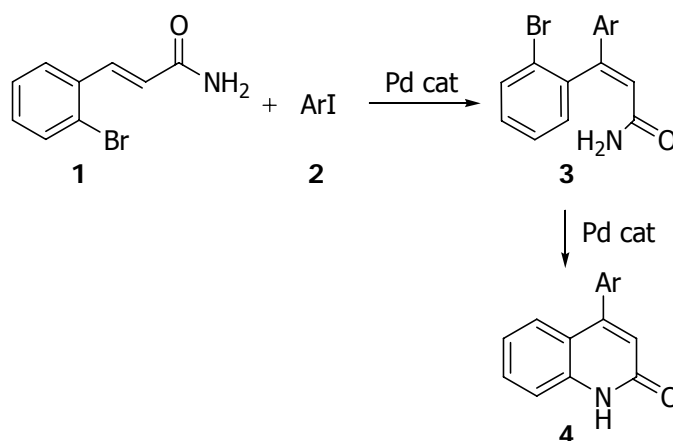
The construction of heterocyclic rings based upon the concept of the domino Heck reaction/cyclization process is a useful synthetic methodology.^[1] We developed this chemistry into new versatile and efficient procedures for the preparation of butyrolactones,^[2] cardenolides,^[3] butenolides,^[4] quinolines,^[5] and coumarins.^[5,6] In all these processes, an α,β -unsaturated carbonyl compound bearing a nucleophile on the β substituent undergoes an initial palladium-catalyzed vinylic substitution followed, in some cases in situ, by an intramolecular nucleophilic attack of an oxygen or nitrogen nucleophile to the carbonyl group. Recent developments in the palladium-catalyzed N- and O-arylation process,^[7] pioneered and extensively investigated by Buchwald^[8] and Hartwig,^[9] prompted us to explore a different strategy, in which the Heck reaction of an olefinic system, bearing an *ortho* C-Br bond on the β aryl substituent, could be followed by a palladium-catalyzed C_(aryl)-heteroatom bond forming reaction in situ.

In particular, we decided to develop a new approach to the de novo 2-quinolone system construction using the readily available 3-(*o*-bromophenyl)acrylamide **1** as the building block according to the domino process^[10] outlined in Scheme 1. The initial Heck reaction should produce the vinylic substitution product **3** which, under the same conditions, should undergo an intramolecular palladium-catalyzed N-arylation to give the desired 2-quinolone product **4**.

Though palladium catalysis revealed a powerful tool for the construction of heterocyclic rings,^[11] very few examples of palladium-catalyzed synthesis of 2-quinolones have been reported. Internal alkynes have been recently described by Larock et al.^[12] to give 2-quinolones via carbonylative annulation by *N*-substituted *o*-iodoanilines. Olefinic systems have also been used as precursors. (*Z*)-2-acetamido- α -bromostyrene was converted into 2-quinolone via a carbonylation/cyclization process.^[13] β -Substituted acrylic acid derivatives and methyl acrylate

4-Aryl-2-quinolones through a Pseudo-Domino Heck/Buchwald-Hartwig Reaction in a Molten Tetrabutylammonium Acetate/Tetrabutylammonium Bromide Mixture.- Chp.5

were used to prepare 2-quinolones through an Heck reaction/cyclization process with, respectively, *o*-iodoanilines^[1] and *o*-bromonitrobenzenes.^[14] The utility of the olefinic-based methods, however, appears to be severely limited.



Scheme 1

On the other hand, the 2-quinolone motif is abundant in many biologically active compounds and this appears to justify efforts to develop new and versatile synthetic procedures. For example, 2-quinolone derivatives have been evaluated as inhibitors of HIV-1 reverse transcriptase,^[15] gonadotropin releasing hormone antagonists,^[16] NMDA and AMPA antagonists,^[17] antiinfectives,^[18] antiviral and antihypertensive agents.^[19] The 4-aryl-2-quinolone derivative tipifarnib exhibits anticancer activity.^[20,21] 2-Quinolones are also useful synthetic intermediates. For example, they can be readily converted into 2-chloroquinoline derivatives^[22] and quinoline-2-triflates^[23] and then into 2-amino quinoline derivatives. 2-Chloroquinolines^[24] and quinoline-2-triflates^[25] can also be involved in palladium-catalyzed reactions to afford a wide range of quinoline products.

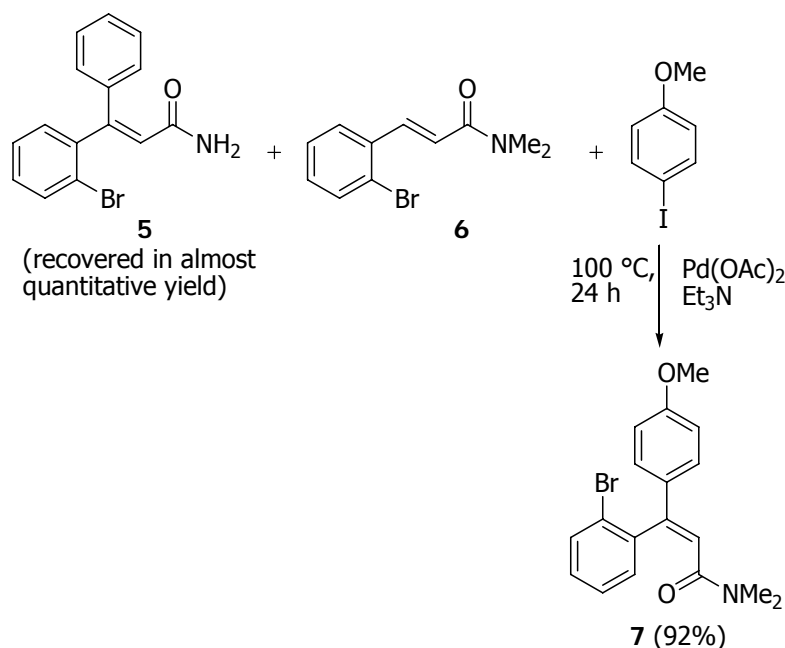
Results and discussion

Initial attempts focused on exploring the feasibility of the domino process outlined in Scheme 1. Particularly, we decided to develop reaction conditions in which a single palladium-based catalytic system would share two mechanistically unrelated sequential catalytic cycles.^[26,27] The successful execution of this type of domino processes - a palladium-catalyzed pseudo-domino (Pd-PDOM) *type I* process according to the definition given by Poli et al.^[26f] - is not a trivial task. Possible and often unpredictable incompatibilities among the different catalytic cycles can in fact make this synthetically useful chemistry not viable. In the present case, it is also necessary to avoid the intermolecular N-arylation of the starting amide, a reaction which might be expected to be competitive.^[28a-e] Furthermore, the formation of the *Z* isomer **3** in the Heck reaction is a vital prerequisite for the success of the cyclization step.^[29]

p-Iodoanisole and **1** were used as the model system and the following reaction variables were examined: the bases, the additives, the nature of phosphine ligands, and the reaction temperature. Under a variety of conditions typical for the Heck reaction, using 5 mol% of Pd(OAc)₂ as the source of Pd(0), Et₃N (3 equiv) as the base, PPh₃ (10 mol %) and DMF as the solvent at 100 °C the starting olefin was recovered in 80-90% yield. The use of the Herrmann catalyst^[30] under the same conditions produced the vinylic substitution product **3a** in 58% yield along with minor amounts of **4a** (18%). The starting material was recovered in 18%. Increasing temperature to 120 °C gave **3a** in 38% yield and the starting olefin was recovered in 38% yield. Neither the vinylic substitution derivative nor the quinolone product was formed at 100-120 °C under the conditions developed by Buchwald et al. for the intramolecular aryl amidation^[28g] (toluene, MOP^[31] or Xantphos,^[32] K₂CO₃). Attempts to combine some typical elements of the intramolecular N-arylation of amides with those of the vinylic substitution met with failure. For example, treatment of **1** with 1.5 equiv of *p*-iodoanisole, 2 equiv of Cs₂CO₃, 0.05 equiv of Pd(OAc)₂, 0.05 equiv of Xantphos in DMF at 100 °C for 48 h, led to the isolation of **3a** and **4a** in 40 and 11 % yields, respectively. Omitting phosphine ligands led again to the formation of **3a** as the main reaction product under a variety of reaction conditions (Table 1, entries 1-6).

4-Aryl-2-quinolones through a Pseudo-Domino Heck/Buchwald-Hartwig Reaction in a Molten Tetrabutylammonium Acetate/Tetrabutylammonium Bromide Mixture.- Chp.5

Noteworthy, though formation of *E/Z* mixtures have been reported in previous vinylic substitution reactions of β -substituted acrylamides,^[29] only the Heck product containing the amide group on the same side of the carbon-carbon double bond as the preexisting β -substituent was formed, most probably as the result of a diastereoselective Heck reaction. The involvement of an *E/Z* equilibrium following the syn- β -elimination step was ruled out on the basis of the following experiment. A pure sample of **5** (the stereoisomer of **3a**), prepared via the reaction of cinnamide with *o*-iodobromobenzene, was subjected to the best conditions producing vinylic substitution products (Table 1, entry 6) in the presence of **6** (the *N,N*-dimethyl derivative was used to make it easier the separation of the reaction mixture) and *p*-iodoanisole (Scheme 2). The 3,3-diarylacrylamide **7**, formed via the reaction of **6** with *p*-iodoanisole, was isolated in 92% yield. Compound **5** was recovered in almost quantitative yield and its stereochemistry was maintained, even prolonging the reaction time to 24 h.



Scheme 2

4-Aryl-2-quinolones through a Pseudo-Domino Heck/Buchwald-Hartwig Reaction in a Molten Tetrabutylammonium Acetate/Tetrabutylammonium Bromide Mixture.- Chp.5

Only after switching to *n*-Bu₄NOAc as the base in DMF at 120 °C did the mixture contain predominantly the desired **4a** (Table 1, entry 7). Though the yield was unsatisfactory from a synthetic standpoint, the very high selectivity in favor of the intramolecular C-N bond forming reaction compared with the intermolecular reaction was rewarding. Indeed, formation of the N-arylation product generated via intermolecular palladium-catalyzed reaction of the amide group of **1** with *p*-iodoanisole, expected as a possible side-reaction, was observed only in trace amounts. We next explored the use of a molten *n*-Bu₄NOAc/*n*-Bu₄NBr mixture as the reaction medium. This molten salt mixture was recently shown by us to be particularly suited for performing highly stereoselective Heck reactions on cinnamate esters^[33] and domino Heck reaction/cyclization processes producing coumarins.^[6] Initial attempts were discouraging since **3a** was still the main reaction product (Table 1, entry 8). However, the reaction outcome was found to depend on the *n*-Bu₄NOAc/*n*-Bu₄NBr molar ratio and, after some experimentation (the results of a couple of the runs we carried out are shown in Table 1, entries 9 and 10), we arrived at the optimal combination (3 equiv of *n*-Bu₄NOAc and 3 equiv of *n*-Bu₄NBr) which produced **4a** in 73% yield (Table 1, entry 11). This result is particularly interesting because phosphine ligands are known to play a pivotal role in Buchwald-Hartwig N-arylation of amides^[28] and, to the best of our knowledge, no examples of this type of chemistry have been reported so far with phosphine-free palladium catalysts. Most probably, under our conditions the reaction involves tetraalkylammonium-stabilized palladium nanoparticles^[34] and this may have an influence on the reaction outcome. The intramolecular nature of the C-N bond forming process must also favor the reaction.

No evidence of the vinylic substitution intermediate **3a** was attained by monitoring the reaction mixture by TLC or HPLC. However, subjecting a pure sample of **3a** to the conditions shown in Table 1, entry 11 produced **4a** in 80% yield (no starting material was detected by HPLC when we monitored the reaction mixture after 45 min). In addition, the reaction under the same conditions of *p*-iodoanisole with the parent quinolone **8** - which might form via an *E/Z* isomerization of **1** followed by a cyclization step - did not afford the quinolone derivative **4a**^[35] (Scheme 3). Compound **8** was recovered in almost quantitative yield. Taken together, these

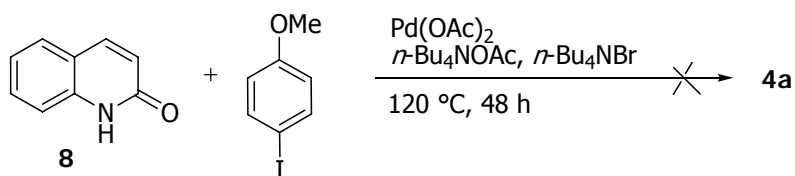
4-Aryl-2-quinolones through a Pseudo-Domino Heck/Buchwald-Hartwig Reaction in a Molten Tetrabutylammonium Acetate/Tetrabutylammonium Bromide Mixture.- Chp.5

results support the view that **3a** is the precursor of **4a** and that a fast cyclization step follows the Heck reaction under these conditions.

Table 1. Bases, Additives and Temperature in the Palladium-Catalyzed Synthesis of **4a** from **1** and *p*-Iodoanisole.^a

entry	reaction conditions	°C/h	yield % of 3a ^b	yield % of 4a ^b
1	DMF, ^c Et ₃ N (3 eq.)	100/48	56	-
2	DMF, ^c Et ₃ N (3 eq.), LiCl (5 eq.)	100/48	46	-
3	DMF, ^c Cs ₂ CO ₃ (2 eq.), LiCl (5 eq.)	100/48	40	-
4	DMF, ^c Na ₂ CO ₃ (2 eq.), LiCl (5 eq.)	100/48	40	-
5	DMF, ^c <i>n</i> -Bu ₄ NOAc (2 eq.)	100/48	53	22
6	Et ₃ N (5 eq.)	100/12	87	-
7	DMF, ^c <i>n</i> -Bu ₄ NOAc (2 eq.)	120/48	12	33
8	<i>n</i> -Bu ₄ NOAc (1 eq.)	120/48	50	25
9	<i>n</i> -Bu ₄ NOAc (2 eq.) <i>n</i> -Bu ₄ NBr (2 eq.)	120/48	35	35
10	<i>n</i> -Bu ₄ NOAc (2.5 eq.) <i>n</i> -Bu ₄ NBr (4 eq.)	120/48	23	52
11	<i>n</i> -Bu ₄ NOAc (3 eq.) <i>n</i> -Bu ₄ NBr (3 eq.)	120/48	-	73

^a Reactions were carried out on a 0.5 mmol scale under argon using 1 equiv of **1**, 1.5 equiv of *p*-iodoanisole, and 0.05 equiv of Pd(OAc)₂. ^bYields are given for isolated products. ^c 2 mL.

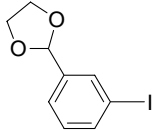
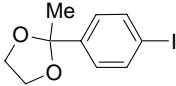


Scheme 3

4-Aryl-2-quinolones through a Pseudo-Domino Heck/Buchwald-Hartwig Reaction in a Molten Tetrabutylammonium Acetate/Tetrabutylammonium Bromide Mixture.- Chp.5

We have also repeated the experiment described in Scheme 2 using the reaction conditions shown in Table 1 entry 11. The 3,3-diarylacrylamide 7 was isolated in 87% yield, compound 5 was recovered in 70% yield and quinolone 4n was obtained in 15% yield (no evidence of its stereoisomer 3a was attained). This result suggests that under these conditions an *E/Z* isomerization process might follow the vinylic substitution step.

Table 2. Synthesis of 2-Quinolones 4 through a Domino Heck/Buchwald-Hartwig Process.^a

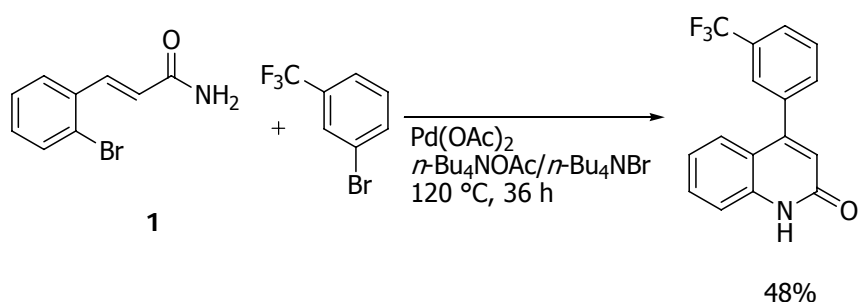
entry	aryl iodide 2		t (h)	yield % of 4 ^b	
1	<i>p</i> -MeO-C ₆ H ₄ -I	2a	24	73	4a
2	<i>p</i> -Me-C ₆ H ₄ -I	2b	36	65	4b
3	<i>m</i> -MeO-C ₆ H ₄ -I	2c	36	65	4c
4	<i>m</i> -F-C ₆ H ₄ -I	2d	36	62	4d
5	<i>m</i> -CF ₃ -C ₆ H ₄ -I	2e	36	50	4e
6	<i>p</i> -CO ₂ Et-C ₆ H ₄ -I	2f	36	40	4f
7	<i>o</i> -F-C ₆ H ₄ -I	2g	48	40	4g
8	<i>m</i> -HCO-C ₆ H ₄ -I	2h	48	20 ^c	4h
9		2i	24	60	4i
10	<i>p</i> -MeCO-C ₆ H ₄ -I	2j	48	-	4j
11		2k	24	80	4k
12	<i>p</i> -MeCON(Me)-C ₆ H ₄ -I	2l	48	65	4l
13	<i>m</i> -MeCON(Me)-C ₆ H ₄ -I	2m	48	54	4m
14	PhI	2n	24	75	4n

^aUnless otherwise stated, reactions were carried out on a 0.5 mmol scale at 120 °C under argon using 1 equiv of 1, 1.5 equiv of 2, 3 equiv of *n*-Bu₄NOAc, 3 equiv of *n*-Bu₄NBr and 0.05 equiv of Pd(OAc)₂. ^bYields are given for isolated products. ^cCalculated by NMR analysis

4-Aryl-2-quinolones through a Pseudo-Domino Heck/Buchwald-Hartwig Reaction in a Molten Tetrabutylammonium Acetate/Tetrabutylammonium Bromide Mixture.- Chp.5

The best conditions found with the model reaction [*n*-Bu₄NOAc (3 equiv), *n*-Bu₄NBr (3 equiv), Pd(OAc)₂ (0.05 equiv), 120 °C] were then used when the pseudo-domino reaction was extended to other aryl iodides in order to examine the scope and limitations of this process. The results are summarized in Table 2. 4-Aryl-2-quinolones were isolated in allowable to good yields in any cases with a variety of aryl iodides including ether, amide, and ester functionalities. Unfortunately, *m*-iodobenzaldehyde gave the corresponding 2-quinolone product in low yield (Table 2, entries 8) and when *p*-iodoacetophenone was subjected to our standard conditions the corresponding quinolone derivative was not obtained at all (Table 2, entry 10). However, appropriately protected aldehydic and ketonic aryl iodides afforded the desired products in good to high yield. (Table 2, entries 9 and 11).

Attempts to extend the reaction to aryl bromides were also made. However, aryl bromides such as *N,N*-dimethyl-*p*-bromoaniline, *p*-bromoanisole, *o*-fluorobromobenzene, and *p*-bromobenzonitrile failed to give quinolone products, generating complex reaction mixtures we have not further investigated. Very likely, oxidative addition of the aryl bromide fragment of **1** to Pd(0) may be a significant competitive reaction in these cases. Nevertheless, *m*-trifluoromethylbromobenzene produced the corresponding 2-quinolone derivative in satisfactory yield (Scheme 4), comparable to that obtained with *m*-trifluoromethyliodobenzene (Table 2, entry 5).



Scheme 4

4-Aryl-2-quinolones through a Pseudo-Domino Heck/Buchwald-Hartwig Reaction in a Molten Tetrabutylammonium Acetate/Tetrabutylammonium Bromide Mixture.- Chp.5

Conclusion

We have developed a straightforward new approach to 4-aryl-2-quinolones from readily available starting materials using Pd(OAc)₂ as the precatalyst and a molten *n*-Bu₄NOAc/*n*-Bu₄NBr mixture as the reaction medium. The phosphine-free catalyst system works well even in the intramolecular C-N bond forming step. Although isolated yields are moderate to good, they refer to a multistep palladium-catalyzed pseudo-domino process involving two mechanistically independent, sequential catalytic cycles. On the whole, the present procedure may represent a convenient alternative to known olefinic-based^{1,13,14} palladium-catalyzed syntheses of this class of compounds.

References-Chp.5

- [1] N. A. Cortese, C. B. Ziegler Jr., B. J. Hrnjez, R. F. Heck *J. Org. Chem.* **1978**, *43*, 2952.
- [2] A. Arcadi, E. Bernocchi, S. Cacchi, F. Marinelli *Tetrahedron* **1991**, *47*, 1525.
- [3] A. Arcadi, S. Cacchi, G. Fabrizi, F. Marinelli, P. Pace *Tetrahedron* **1996**, *52*, 6983.
- [4] S. Cacchi, P. G. Ciattini, E. Morera, P. Pace *Synlett* **1996**, 545.
- [5] A. Arcadi, S. Cacchi, G. Fabrizi, F. Marinelli, P. Pace *Synlett* **1996**, 568.
- [6] G. Battistuzzi, S. Cacchi, I. De Salve, G. Fabrizi, L. M. Parisi *Adv. Synth. Catal.* **2005**, *347*, 308.
- [7] For some reviews, see: (a) J. F. Hartwig *Synlett* **1997**, 329. (b) D. Baranano, G. Mann, J. F. Hartwig *Curr. Org. Chem.* **1997**, *1*, 287. (c) J. F. Hartwig *Acc. Chem. Res.* **1998**, *31*, 852. (d) J. P. Wolfe, S. Wagaw, J.-F. Marcoux, S. L. Buchwald *Acc. Chem. Res.* **1998**, *31*, 805. (e) J. F. Hartwig *Angew. Chem., Int. Edit.* **1998**, *37*, 2046. (f) J. F. Hartwig *Pure Appl. Chem.* **1999**, *71*, 1417. (g) B. H. Yang, S. L. Buchwald *J. Organomet. Chem.* **1999**, *576*, 125. (h) D. Prim, J.M. Campagne, D. Joseph, B. Andrioletti *Tetrahedron* **2002**, *58*, 2041. (i) B. Shlummer, U. Sholz *Adv. Synth. Catal.* **2004**, *346*, 1599.
- [8] A. S. Guram, R.A. Rennels, S. L. Buchwald *Angew. Chem., Int. Ed.* **1995**, *34*, 1348.
- [9] J. Louie, J. F. Hartwig *Tetrahedron Lett.* **1995**, *36*, 3609.
- [10] For a general review on domino processes, see: L. F. Tietze *Chem. Rev.* **1996**, *96*, 115.
- [11] J. J. Li, G. W. Gribble *Palladium in Heterocyclic Chemistry*, Pergamon: New York, 2000.
- [12] D. V. Kadnikov, R. C. Larock *J. Org. Chem.* **2004**, *69*, 6772.
- [13] M. Mori, K. Chiba, N. Ohta, Y. Ban *Heterocycles* **1979**, *13*, 329.
- [14] C. W. Holzapfel, C. Dwyer *Heterocycles* **1998**, *48*, 215.
- [15] G. A. Freeman, C. W. Andrews III, A. L. Hopkins, G. S. Lowell, L. T. Schaller, J. R. Cowan, S. S. Gonzales, G. W. Koszalka, R. J. Hazen, L. R. Boone, G. Rob, R. G. Ferris, K. L. Creech, G.

4-Aryl-2-quinolones through a Pseudo-Domino Heck/Buchwald-Hartwig Reaction in a Molten Tetrabutylammonium Acetate/Tetrabutylammonium Bromide Mixture.- Chp.5

- B. Roberts, S. A. Short, K. Weaver, J. David, D. J. Reynolds, J. Milton, J. Ren, D. I. Stuart, D. K. Stammers, J. H. Chan *J. Med. Chem.* **2004**, *47*, 5923.
- [16] M. Goulet, E. E. Allen, R. J. DeVita, J. Jiang, T. F. Walsh, J. R. Young, M. J., Jr. Wyratt, R. B. Toupençe, F. Ujjainwalla WO 9744339, 1997; *Chem. Abstr.* **1997**, *128*, 48236.
- [17] J. J. Kulagowski, M. Rowley, P. D. Leeson, I. M. Mawer EP 481676, 1992; *Chem. Abstr.* **1992**, *117*, 131086.
- [18] D. Dhanak, A. C. Kaura, A. Shaw WO 2001085172, 2001; *Chem. Abstr.* **2001**, *135*, 371990.
- [19] A. Afonso, J. Weinstein, M. J. Gentles WO 9204326, 1992; *Chem. Abstr.* **1992**, *117*, 26358.
- [20] (a) P. Norman, *Curr. Opin. Invest. Drugs* **2002**, *3*, 313. (b) M. Venet, D. End, P. Angibaud *Curr. Top. Med. Chem.* **2003**, *3*, 1095. (c) E. van Cutsem, H. van de Velde, P. Karasek, H. Oettle, W. L. Vervenne, A. Szawlowski, P. Schoffski, S. Post, C. Verslype, H. Neumann, H. Safran, Y. Humblet, J. P. Ruixo, Y. Ma, D. von Hoff *J. Clin. Oncol.* **2004**, *22*, 1430.
- [21] For a recent study using tipifarnib as a template, see: Q. Li, K. W. Woods, W. Wang, N.-H. Lin, A. Claiborne, W.-z. Gu, J. Cohen, V. S. Stoll, C. Hutchins, D. Frost, S. H. Rosenberg, H. L. Sham *Bioorg. Med. Chem. Lett.* **2005**, *15*, 2033.
- [22] M. Anzini, A. Cappelli, S. Vomero *J. Heterocycl. Chem.* **1991**, *28*, 1809.
- [23] S. Cacchi, A. Carangio, G. Fabrizi, L. Moro, P. Pace *Synlett* **1997**, 1400.
- [24] A. Godard, J. M. Fourquez, R. Tamion, F. Marsais, G. Quéguiner *Synlett* **1994**, 235.
- [25] A. Arcadi, S. Cacchi, G. Fabrizi, F. Manna, P. Pace *Synlett* **1998**, 446.
- [26] For a review on palladium-catalyzed domino processes, see: G. Poli, G. Giambastiani, A. Heumann *Tetrahedron* **2000**, *56*, 5959.
- [27] For some recent leading examples of palladium-catalyzed processes featuring mechanistically independent, sequential catalytic cycles, see the following. Heck/Tsuji-Trost (and vice versa) processes: (a) J.-M. Gaudijn *Tetrahedron Lett.* **1991**, *32*, 6113. (b) D. Flubacher, G. Helmchen *Tetrahedron Lett.* **1999**, *40*, 3867. (c) I. Shimizu, Y. Lee, Y. Fujiwara *Synlett* **2000**, 1285. (d) L. F. Tietze, G. Nordmann *Eur. J. Org. Chem.* **2001**, 3247. (e) G. Poli, G. Giambastiani, B. Pacini *Tetrahedron Lett.* **2001**, *42*, 5179. (f) G. Poli, G. Giambastiani *J. Org. Chem.* **2002**, *67*, 9456. (g) S. Lemiare, G. Prestat, G. Giambastiani, D. Madec, B. Pacini, G. Poli *J. Organomet. Chem.* **2003**, *687*, 291. Heck reaction/reductive N-heteroannulation: (h) B. C. Söderberg, S. R. Rector, S. N. O'Neil *Tetrahedron Lett.* **1999**, *40*, 3657. Tsuji-Trost reaction/Pauson-Khand type reaction: (i) N. Jeong, S. D. Seo, J. Y. Shin *J. Am. Chem. Soc.* **2000**, *122*, 10220. Suzuki/Buchwald-Hartwig processes: (j) M. Watanabe, T. Yamamoto, M. Nishiyama *Angew. Chem. Int. Ed.* **2000**, *39*, 2501. (k) S. Thielges, E. Meddah, P. Bissret, J. Eustache *Tetrahedron Lett.* **2004**, *45*, 907.
- [28] For intermolecular N-arylations of amides, see for example: (a) W. Shakespeare *Tetrahedron Lett.* **1999**, *40*, 2035. (b) S. D. Edmondson, A. Mastracchio, E. R. Parmee *Org. Lett.* **2000**, *2*, 1109. (c) J. Yin, S. L. Buchwald *Org. Lett.* **2000**, *2*, 1101. (d) P. J. Manley, M. T. Bilodeau *Org. Lett.* **2004**, *6*, 2433. (e) A. S. Dallas, K. V. Gothelf *J. Org. Chem.* **2005**, *70*, 3321. For intramolecular N-arylations of amides, see for example: (f) J. P. Wolfe, R. A. Rennels, S. L. Buchwald *Tetrahedron* **1996**, *52*, 7525. (g) B. H. Yang, S. L. Buchwald *Org. Lett.* **1999**, *1*, 35.

4-Aryl-2-quinolones through a Pseudo-Domino Heck/Buchwald-Hartwig Reaction in a Molten Tetrabutylammonium Acetate/Tetrabutylammonium Bromide Mixture.- Chp.5

- [29] Previous studies on the Heck reaction of β -arylacrylamides reported the formation of mixtures of diastereoisomers. See for example: L. Botella, C. Nájera *J. Org. Chem.* **2005**, *70*, 4360.
- [30] W. A. Herrmann, C. Brossmer, K. Öfele, C.-P. Reisinger, T. Priermeier, M. Beller, H. Fischer, *Angew. Chem. Int. Ed.* **1995**, *34*, 1844.
- [31] Y. Uozumi, T. Hayashi, *J. Am. Chem. Soc.* 1991. 113; 9887.
- [32] (a) M. Kranenburg, Y. E. M. van der Burgt, P. C. J. Kramer, P. W. N. M. van Leeuwen, K. Goubitz, J. Fraanje, *Organometallics* **1995**, *14*, 3081. For recent reviews on the use of Xantphos ligands in transition metal-catalyzed reactions, see: (b) P. W. N. M. van Leeuwen, P. C. J. Kramer, J. N. H. Reek, P. Dierkes, *Chem Rev.* **2000**, *100*, 2741. (c) P. C. J. Kramer, P. W. N. M. van Leeuwen, J. N. H. Reek, *Acc. Chem. Res.* **2001**, *34*, 895.
- [33] G. Battistuzzi, S. Cacchi, G. Fabrizi, *Synlett* **2002**, 439.
- [34] For some leading references on tetraalkylammonium-stabilized palladium nanoparticles, see: (a) M. T. Reetz, R. Breinbauer, K. Wanninger, *Tetrahedron Lett.* **1996**, *37*, 4499. (b) M. Beller, H. Fischer, K. Kühlein, C.-P. Reisinger, W. A. Herrmann, *J. Organomet. Chem.* **1996**, *520*, 257. (c) M. T. Reetz, M. Maase, *Adv. Mater.* **1999**, *11*, 773. (d) M. T. Reetz, E. Westermann, *Angew. Chem. Int. Ed.* **2000**, *39*, 165. (e) V. Caló, A. Nacci, A. Monopoli, A. Detomaso, P. Iliade, *Organometallics* **2003**, *22*, 4193. (f) V. Caló, A. Nacci, A. Monopoli, S. Laera, N. Cioffi, *J. Org. Chem.* **2003**, *68*, 2929. For a recent review on transition-metal nanoparticles, see: (g) M. Moreno-Mañas, R. Pleixats, *Acc. Chem. Res.* **2003**, *36*, 638.
- [35] For the formation of vinylic substitution products from cyclic derivatives, see for example: (a) J. P. Genet, E. Blart, M. Savignac, *Synlett* **1992**, 715. (b) S. Cacchi, G. Fabrizi, F. Gasparri, P. Pace, C. Villani, *Synlett* **2000**, 650.

PALLADIUM-CATALYZED SYNTHESIS OF LIPOPHILIC BENZO[*b*]FURANS FROM CARDANOL

Introduction

Because of their occurrence in a wide variety of natural substances and biologically active compounds, benzo[*b*]furans are privileged substructures ^[1] of considerable importance. For example, benzo[*b*]furan derivatives have been investigated as antagonists of the angiotensin II receptor,^[2] antitumoral agents,^[3] calcium entry blockers,^[4] inhibitors of 5-lipoxygenase,^[5] of the blood coagulation factor Xa ^[6] and of the E-selectin-mediated cell adhesion,^[7] ligands of adenosine A₁ receptor^[8] and modulators of vitamin D receptor.^[9] Some of them have shown antiarrhythmic activity,^[10] antioxidant activity,^[11] and can be used in the treatment of 5-HT6 receptor-related disorders.^[12] Studies have also been performed to evaluate the influence of lipophilicity on their activities.^[13]

In this last context, as part of ongoing program concerning the utilization of renewable organic material as starting materials to obtain new compounds of biological interest,^[14] we decided to use cardanol, a natural phenolic lipid readily obtained by vacuum distillation of cashew nut shell liquid (CNSL), as precursor for the construction of lipophilic benzo[*b*]furans derivatives via palladium-catalyzed cyclization of acetylenic building block.^[15]

Cashew nut shell liquid (CNSL) is the by-product of the cashew tree (*Anacardium occidentale L.*) industry.^[16] Chemically, it is mainly constituted from 3-*n*-pentadecyl-phenol (cardanol) and its derivatives with insaturation on the alkylic chain. The latter could be easily reconverted in 3-*n*-pentadecyl-phenol by simple catalytic hydrogenation. In smaller amount there are cardol, methylcardol and anacardic acid (Figure 1). CNSL is a cheap and renewable substance which can be employed for making of a multitude of useful products; in fact it is widely employed in more fields of manufacture of resins and plastics, surface coatings, adhesives, laminates, rubber compounding. Greater utilization of CNSL for industrial polymer products can be an attractive proposal in view of its low cost, abundant availability and chemically reactive nature.

Palladium-Catalyzed Synthesis of Lipophilic Benzo[*b*]furans from Cardanol.- Chp.6

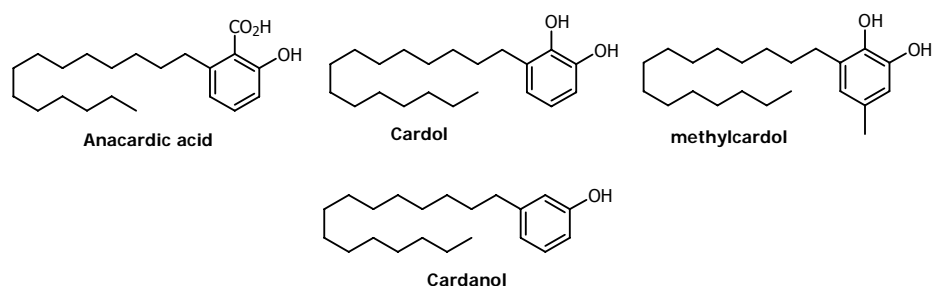
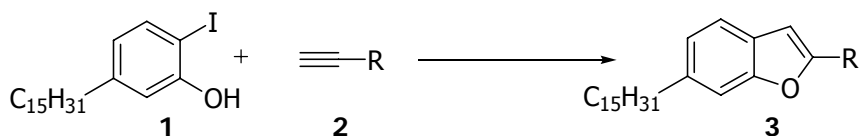


Figure 1

Results and discussion

Cardanol was initially converted into *o*-iodocardanol **1** in 55-60% yield via iodination with I_2 in the presence of H_2O_2 at $50^\circ C$.^[17] Minor amounts of *o,p*-diiodocardanol were also obtained. Then, we explored the preparation of 2-substituted benzo[*b*]furans from **1** via a Sonogashira cross-coupling/cyclization process with terminal alkynes (Scheme 1).



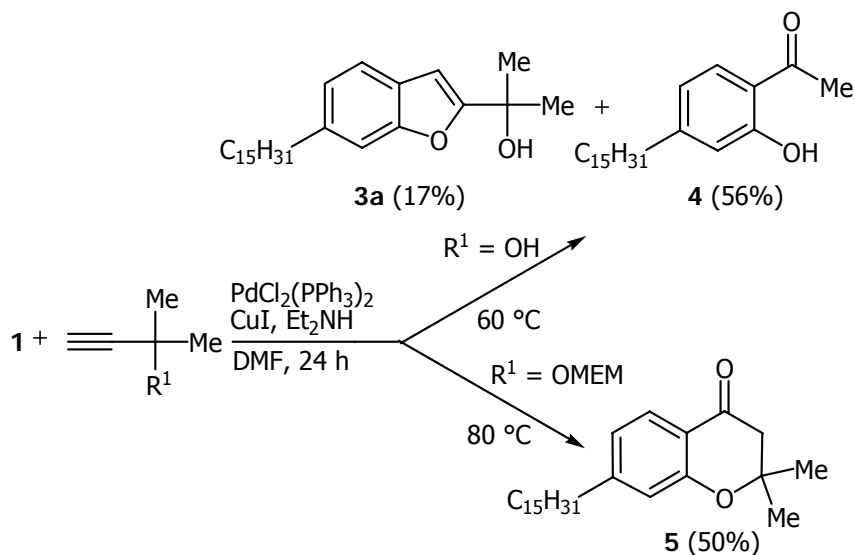
Scheme 1

Initial attempts were made using conditions similar to those we employed in our previous work on benzofuran synthesis,^[15a] in which cyclization products were formed under cross-coupling conditions through a domino process. However, in contrast to the general trend of *o*-iodophenols and terminal alkynes,^[15c] *o*-iodocardanol was found to exhibit an unusual reactivity.^[18] When 3-butyne-2-methyl-2-ol and *o*-iodocardanol, our model system, were treated with 0.02 equiv of $PdCl_2(PPh_3)_2$, 0.04 equiv of CuI and 2 equiv of Et_2NH in DMF at $60^\circ C$ for 24 h, the benzo[*b*]furan derivative **3a** was isolated in low yield. The main product was the acetophenone derivative **4** (Scheme 2), most probably derived from the initially formed cross-

Palladium-Catalyzed Synthesis of Lipophilic Benzo[*b*]furans
from Cardanol.- Chp.6

coupling intermediate via regioselective addition of water to the carbon-carbon triple bond followed by removal of the alcoholic group as acetone through a retroaldolic reaction.

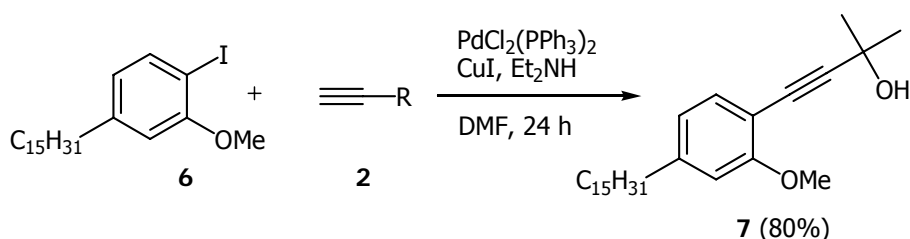
The utilization of the MEM derivative of 3-butyn-2-methyl-2-ol to avoid the removal of the alcoholic group resulted in the formation of the chroman-4-one **5** (50% yield), possibly via Sonogashira cross-coupling, addition of water to the carbon-carbon triple bond, an elimination step, and conjugate addition of the phenolic oxygen to the resultant α,β -unsaturated carbonyl compound (Scheme 2). Apparently, the addition of water to the C-C triple bond of the coupling intermediate in these cases is faster than the desired intramolecular cyclization onto the phenolic oxygen. The reason of this behavior is not yet understood and is not further commented herein. However, it is worth noting that, to the best of our knowledge, the formation of ketones via domino Sonogashira cross-coupling/addition of water has never been reported in the numerous applications of the palladium-catalyzed synthesis of benzo[*b*]furans from terminal alkynes and *o*-iodophenols described in literature ^[15c] and even in the Sonogashira cross-couplings conducted in aqueous media. ^[19]



Scheme 2

Palladium-Catalyzed Synthesis of Lipophilic Benzo[*b*]furans
from Cardanol.- Chp.6

Though we have not investigated the details of this transformation, we found that the formation of the ketonic derivative depends on the presence of the free phenolic oxygen. Indeed, when the Sonogashira cross-coupling was carried out under usual conditions using the methyl derivative **6**, the cross-coupling product **7** was isolated in 80% yield and no evidence of the corresponding ketonic product was attained (Scheme 3).



Scheme 3

After some experimentation, benzo[*b*]furan **3a** was isolated in 65% yield from *o*-iodocardanol and 3-butyn-2-methyl-2-ol by running the Sonogashira cross-coupling at 60 °C [0.02 equiv of $\text{PdCl}_2(\text{PPh}_3)_2$, 0.04 equiv of CuI , 2 equiv of Et_2NH , DMF] till the disappearance of *o*-iodocardanol and then increasing the temperature to 80 °C to form the cyclization derivative. Under these conditions, a variety of other 2-substituted benzo[*b*]furans were prepared in good to excellent yields (Table 1, entries 1-11, 14).

Only *N*-(1-ethynylcyclohexyl)-acetamide, among the substrates we tested, gave the desired benzo[*b*]furan product in low yield, the main product being the ketone derivative **8** (Figure 2) isolated in 60% yield (Table 1, entry 13).

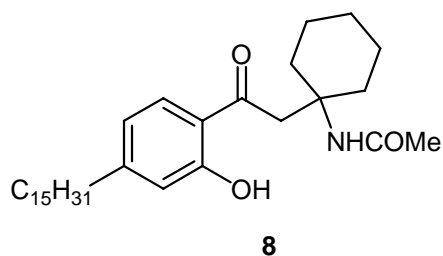

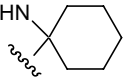
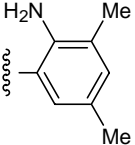


Figure 2

Palladium-Catalyzed Synthesis of Lipophilic Benzo[*b*]furans
from Cardanol.- Chp.6

With phenylacetylene the benzo[*b*]furan derivative was isolated in excellent yield warming the reaction mixture directly to 80 °C (Table 1, entry 12).

Table 1. Preparation of 2-Substituted Benzo[*b*]furans **3** via Palladium-Catalyzed Reaction of *o*-Iodocardanol **1** with Terminal Alkynes **2**.^a

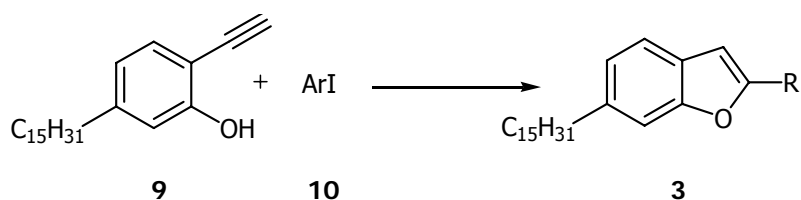
entry	1-alkyne 2 R	T (°C)/t (h)	T (°C)/t (h)	yield % of 3 ^b	
1	C(OH)Me ₂	60/1	80/3	65	3a
2	CH ₂ CH ₂ Ph	60/24	80/12	83	3b
3	CH ₂ - 	60/7	80/17	56	3c
4	C ₆ H ₄ - <i>o</i> -OMe	60/24	80/12	65	3d
5	C ₆ H ₄ - <i>m</i> -OMe	60/0.5	80/5	70	3e
6	C ₆ H ₄ - <i>p</i> -CH ₂ OH	60/1	80/4	55	3f
7	C ₆ H ₄ - <i>p</i> -NHCOMe	60/0.5	80/5	87	3g
8	C ₆ H ₄ -3-NO ₂ -4-Me	80/26	-	62	3h
9	C ₆ H ₄ - <i>p</i> -CO ₂ Me	60/4	80/20	60	3i
10	C ₆ H ₄ - <i>p</i> -Cl	60/2	80/22	75	3j
11	C ₆ H ₄ - <i>p</i> -COMe	60/4	80/20	55	3k
12	Ph	80/5	-	95	3l
13	MeOCHN- 	60/1	80/4	23 ^c	3m
14		60(1)	80(4)	60	3n

^a Reactions were carried out on a 0.20-0.23 mmol scale under argon using 1 equiv. of **1**, 1.5 equiv. of **2**, 0.02 equiv. of PdCl₂(PPh₃)₂, 0.04 equiv. of CuI, 0.3 mL of Et₃NH, and 0.2 mL of DMF.

^b Yields are given for isolated products.

^c The ketone derivative **6** was isolated in 60% yield

Palladium-Catalyzed Synthesis of Lipophilic Benzo[*b*]furans
from Cardanol.- Chp.6



Scheme 4

The preparation of **3** from *o*-iodocardanol **1** and terminal alkynes **2** described above requires a specific acetylenic building block for each benzo[*b*]furan. This may sometimes limit the synthetic scope of the procedure. Therefore, we decided to explore an alternative preparation in which 2-substituted benzo[*b*]furans are synthesized from the same acetylenic building block: *o*-ethynylcardanol **9** (Scheme 4).

o-Ethynylcardanol **9** was best prepared (60% overall isolated yield) from *o*-iodocardanol via Sonogashira reaction with trimethylsilylacetylene ^[20] followed by desilylation of the isolated cross-coupling derivative. Even in this case *o*-iodocardanol showed a different reactivity compared with a variety of other *o*-iodophenols, whose cross-coupling derivatives can usually be desilylated through a one-flask process, omitting their isolation.^[15b]

o-Ethynylcardanol **9** and iodobenzene were used as the model system. Initially, the coupling/cyclization process to the corresponding 2-phenylbenzo[*b*]furan was carried out using 1.5 equiv. of **9**, 1 equiv. of iodobenzene, 0.02 equiv of PdCl₂(PPh₃)₂, 0.04 equiv. of CuI, 0.3 mL of Et₂NH, and 0.2 mL of DMF (Table 2). At room temperature as well as at 40 °C (entries 1 and 2) ketone **11** was obtained as the main product. Increasing the reaction temperature to 60 °C led to the isolation of 2-phenylbenzo[*b*]furan **3l** in 30% yield along with a 40% yield of **11** (Figure 3).

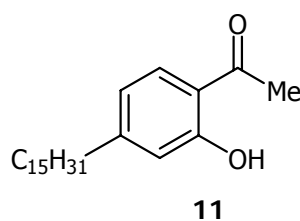


Figure 3

Palladium-Catalyzed Synthesis of Lipophilic Benzo[*b*]furans
from Cardanol.- Chp.6

Table 2. Temperature and Molar Ratios in the Cross-Coupling/Cyclization of *o*-Ethynylcardanol **9** with Iodobenzene.

entry	temperature (°C)	time (h)	yield % of 3I ^a	yield % of 11 ^a
1	r.t.	24	– ^{b,c}	40
2	40	24	– ^{b,c}	30
3	60	24	30 ^{b,c}	40
4	60	8	75 ^{b,d}	–

^a Yields are given for isolated products.

^b Reactions were carried out on a 0.16 mmol scale under argon using 0.02 equiv. of PdCl₂(PPh₃)₂, 0.04 equiv. of CuI, 0.3 mL of Et₂NH, and 0.2 mL of DMF.

^c In the presence of 1.5 equiv. of **9** and 1 equiv. of iodobenzene,

^d In the presence of 1 equiv. of **9** and 1.5 equiv of iodobenzene.

Using 1 equiv of **9** and 1.5 equiv of iodobenzene at 60 °C and maintaining all the other parameters the same we were able to isolate **3I** in 75% yield (entry 4). Under these conditions other aryl iodides were converted into the corresponding 2-substituted benzo[*b*]furans in good yields (Table 3).

Table 3. Cross-Coupling/Cyclization of *o*-Ethynylcardanol **9** with Aryl Iodides **10**.^a

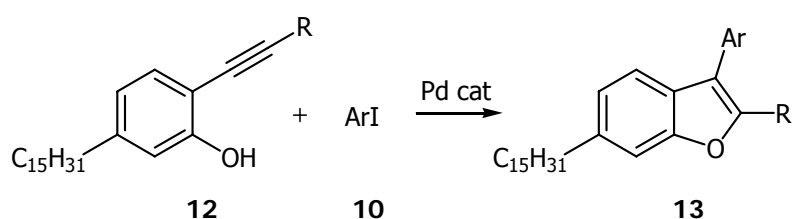
entry	aryl iodided	time (h)	yield % of 3 ^b	
1	PhI	8	75	3I
2	<i>p</i> -MeO-C ₆ H ₄ -I	8	70	3o
3	<i>m</i> -F-C ₆ H ₄ -I	24	70	3p
4	<i>m</i> -CF ₃ -C ₆ H ₄ -I	24	65	3q

^a Reactions were carried out on a 0.16 mmol scale under argon using 1 equiv. of **9**, 1.5 equiv. of **10**, 0.02 equiv. of PdCl₂(PPh₃)₂, 0.04 equiv. of CuI, 0.3 mL of Et₂NH, and 0.2 mL of DMF.

^b Yields are given for isolated products.

Palladium-Catalyzed Synthesis of Lipophilic Benzo[*b*]furans
from Cardanol.- Chp.6

In order to achieve a higher degree of functionalization, we next attempted the preparation of 2,3-disubstituted benzo[*b*]furans **13** from *o*-alkynylcardanols **12** through our oxypalladation-reductive elimination process (Scheme 5).^[15b]



Scheme 5

The starting *o*-alkynylcardanols **12** were prepared through Sonogashira cross-coupling of *o*-iodocardanol **1** with terminal alkynes according to the conditions described previously.^[16b] *o*-(Phenylethynyl)cardanol **12a** and iodobenzene were initially selected as the model system. The influence of bases, solvents, catalyst systems, and temperature were briefly investigated and some results from our optimization work are summarized in Table 4.

Table 4. Solvents, Catalyst Systems and Temperature in the Palladium-Catalyzed Reaction of **12a** with Iodobenzene.

entry	Pd	ligand	base	solvent	temperature (°C)	Time (h)	Yield % 13a ^c	Yield % 3a ^c	Yield % 12a ^c recovered
1 ^a	Pd(PPh ₃) ₂	–	Cs ₂ CO ₃	toluene	50	48	–	20	50
2 ^a	Pd(PPh ₃) ₂	–	K ₂ CO ₃	MeCN	50	48	51	38	–
3 ^a	Pd(PPh ₃) ₂	–	K ₂ CO ₃	MeCN	60	48	34	27	–
4 ^c	Pd ₂ (dba) ₃	bpy	K ₂ CO ₃	MeCN	50	5	75	–	–

^a Carried out on a 0.16 mmol scale under argon using 1 equiv of **12a**, 1.5 equiv of iodobenzene, 0.05 equiv. of Pd(PPh₃)₂, 2 equiv of carbonate base and 0.5 mL of solvent.

^b Yields are given for isolated products.

^c Carried out on a 0.16 mmol scale under argon using 1 equiv. of **12a**, 2 equiv. of iodobenzene, 0.05 equiv. of Pd₂(dba)₃, 0.1 equiv. of bpy, and 0.5 mL of MeCN.

Palladium-Catalyzed Synthesis of Lipophilic Benzo[*b*]furans
from Cardanol.- Chp.6

A variety of conditions proved unsuccessful since the direct cyclization to **3a** was found to be predominant (Table 4, entry 1) or a significant side reaction (Table 4, entries 2 and 3). The use of bipyridine (bpy) as ligand ^[17] gave the best results leading to the formation of **12a** in high yield (Table 4, entry 4)

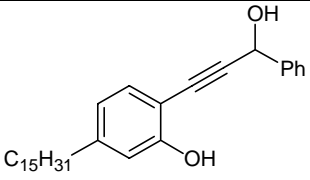
These conditions were used when the process was extended to include other *o*-alkynylcardanols and aryl iodides. The results of this study are summarized in Table 5.

Table 5. Synthesis of 2,3-Disubstituted Benzo[*b*]furans **13** from *o*-Alkynylcardanols **12** and Aryl Iodides **10**.^a

.entry	<i>o</i> -alkynylcardanol 12	aryl iodide 10	time (h)	yield % of 13 ^b	
1		12a PhI	5	70	13a
2		12a <i>p</i> -MeO-C ₆ H ₄ -I	5	75	13b
3		12a <i>p</i> -MeCO-C ₆ H ₄ -I	5	90	13c
4		12b PhI	5	75	13d
5		12c PhI	24	65 ^c	13e
6		12c <i>p</i> -MeO-C ₆ H ₄ -I	24	60 ^d	13f
7		12c <i>p</i> -MeCO-C ₆ H ₄ -I	36	40 ^e	13g
8		12d PhI	8	75	13h
9		12d <i>p</i> -MeO-C ₆ H ₄ -I	8	80	13i
10		12d <i>p</i> -MeCO-C ₆ H ₄ -I	24	77	13j

Palladium-Catalyzed Synthesis of Lipophilic Benzo[*b*]furans
from Cardanol.- Chp.6

Table 5 (continue). Synthesis of 2,3-Disubstituted Benzo[*b*]furans **13** from *o*-Alkynylcardanols **12** and Aryl Iodides **10**.^a(Continue)

entry	<i>o</i> -alkynylcardanol 12	aryl iodide 10	time (h)	yield % of 13 ^b	
11		12e PhI	24	60	13k
12		12e <i>p</i> -MeO-C ₆ H ₄ -I	24	65	13l
13		12e <i>p</i> -MeCO-C ₆ H ₄ -I	24	50	13m

^a Reactions were carried out on a 0.12-0.15 mmol scale at 50 °C under argon using 1 equiv. of **12**, 2 equiv. of **10**, 0.05 equiv. of Pd₂(dba)₃, 0.1 equiv. of bpy, and 0.5 mL of MeCN.

^b Yields are given for isolated compounds.

^c Compound **3h** was isolated in 15% yield.

^d Compound **3h** was isolated in 15% yield.

^e Compound **3h** was isolated in 20% yield.

Conclusion

In conclusion, a versatile efficient route to the preparation of lipophilic 2-substituted and 2,3-disubstituted benzo[*b*]furans from a series of readily available cardanol derivatives: *o*-iodocardanol **1**, *o*-ethynylcardanol **9** and *o*-alkynylcardanols **12** has been developed. The effectiveness of our approach to the preparation of this class of compounds is demonstrated by the simplicity of the experimental protocols, the variety of tolerated substituents, and the good to high yields usually observed.

References-Chp.6

[1] a) Amorese, A.; Arcadi, A.; Bernocchi, E.; Cacchi, S.; Cerrini, S.; Fedeli, W.; Ortar, G. *Tetrahedron* **1989**, *45*, 813. b) Arcadi, A.; Cacchi, S.; Fabrizi, G.; Marinelli, F.; Pace, P. *Tetrahedron* **1996**, *56*, 6983. c) S. Cacchi, S.; Ciattini, P. G.; Morera, E.; Pace, P. *Synlett* **1996**, 545. d) Arcadi, A.; Cacchi, S.; Fabrizi, G.; Marinelli, F.; Pace, P. *Synlett* **1996**, 568. (e) Cacchi, S.; Fabrizi, G.; Goggiamani, A. *Arkivoc* **2003**, 58. Horton, D. A.; Bourne, G. T.; Smythe, M. L. *Chem. Rev.* **2003**, *103*, 893.

[2] (a) Judd, D. B.; Dowle, M. D.; Middlemiss, D.; Scopes, D. L. C.; Ross, B. C.; Jack, T. L.; Pass, M.; Tranquillini, E.; Hobson, J. E.; Panchal, T. A.; Stuart, P. G.; Paton, J. M. S.; Hubbard, T.; Hilditch, A.; Drew, G. M.; Robertson, M. J.; Clark, K. L.; Travers, A.; Hunt, A. A. E.; Polley, J.;

Palladium-Catalyzed Synthesis of Lipophilic Benzo[*b*]furans
from Cardanol.- Chp.6

- Eddershaw, P. J.; Bayliss, M. K.; Manchee, G. R.; Donnelly, M. D.; Walker, D. G.; Richards, S. A. *J. Med. Chem.* **1994**, *37*, 3108. (b) Kiyama, R.; Homna, T.; Hayashi, K.; Ogawa, M.; Hara, M.; Fujimoto, M.; Fujishita, T. *J. Med. Chem.* **1995**, *38*, 2728. (c) Yoo, S.; Kim, S.-K.; Lee, S.-H.; Kim, N.-J.; Lee, D.-W. *Bioorg. Med. Chem.* **2000**, *8*, 2311.
- [3] (a) Gangjee, A.; Devraj, R.; McGuire, J. J.; Kisliuk, R. L. *J. Med. Chem.* **1995**, *38*, 3798, 4495. (b) Hennequin, L. F. A. WO 2003047585, 2003; *Chem. Abstr.* **2003**, *139*, 36448. (c) Helesbeux, J. J.; Duval, O.; Seraphin, D.; Roussakis, C.; Richomme, P. *J. Enzym. Inhib. Med. Chem.* **2003**, *18*, 159. (d) Hayakawa, I.; Shioya, R.; Agatsuma, T.; Furukawa, H.; Sugano, Y. *Bioorg. Med. Chem. Lett.* **2004**, *14*, 3411. (e) Eberle, M.; Bachmann, F.; Strebel, A.; Roy, S.; Saha, G.; Sadhukhan, S. K.; Saxena, R.; Srivastava, S. WO 2005061476, 2005; *Chem. Abstr.* **2005**, *143*, 115430. (f) Rida, S. M.; El-Hawash, S. A. M.; Fahmy, H. T. Y.; Hazza, A. A.; El-Meligy, M. M. M. *Arch. Pharm. Res.* **2006**, *29*, 16.
- [4] (a) Gubin, J.; de Vogelaer, H.; Inion, H.; Houben, C.; Lucchetti, J.; Mahaux, J.; Rosseels, G.; Peiren, M.; Clinet, M.; Polster, P.; Chatelain, P. *J. Med. Chem.* **1993**, *36*, 1425. (b) Kozikowsky, A. P.; Ma, D.; Du, L.; Lewin, N. E.; Blumberg, P. M. *Farmaco* **1995**, *50*, 425. (c) Kozikowsky, A. P.; Ma, D.; Du, L.; Lewin, N. E.; Blumberg, P. M. *J. Am. Chem. Soc.* **1995**, *117*, 6666. (d) Termin, A. P.; Martinborough, E.; Zimmermann, N.; Cohen, C. J.; Gutierrez, C. D. WO 2006010008, 2006; *Chem. Abstr.* **2006**, *144*, 164278.
- [5] Ohemeng, K. A.; Apollina, M. A.; Nguyen, V. N.; Schwender, C. F.; Singer, M.; Steber, M.; Ariseli, J.; Argentieri, D.; Hageman, W. *J. Med. Chem.* **1994**, *37*, 3663.
- [6] (a) Nagahara, T.; Yokoyama, Y.; Inamura, K.; Katakura, S.; Komoriya, S.; Yamaguchi, H.; Rara, T.; Iwamoto, M. *J. Med. Chem.* **1994**, *37*, 1200. (b) Kawaguchi, T.; Akatsuka, H.; Iijima, T.; Tsuboi, Y.; Mitsui, T.; Murakami, J. WO 2003082847, 2003; *Chem. Abstr.* **2003**, *139*, 292142.
- [7] Boschelli, D. H.; Bramer, J. B.; Khtana, S. S.; Sorenson, R. J.; Connor, D. T.; Ferin, M. A.; Wright, C. D.; Lesch, M. E.; Imre, K.; Okonkwo, G. C.; Schrier, D. J.; Conroy, M. C.; Ferguson, E.; Woelle, J.; Saxena, U. *J. Med. Chem.* **1995**, *38*, 4597.
- [8] (a) Yang, Z.; Liu, H. B.; Lee, C. M.; Chang, H. M.; Wong, H. N. C. *J. Org. Chem.* **1992**, *57*, 7248. (b) Kuo, Y.-H.; Wu, Chien-H. *J. Nat. Prod.* **1996**, *59*, 625.
- [9] Lu, J.; Ma, T.; Nagpal, S.; Shen, Q.; Warshawsky, A. M.; Ochoada, J. M.; Yee, Yee, Y. K. WO 2005051938, 2005; *Chem. Abstr.* **2005**, *143*, 43763.
- [10] Frangin, G.; Malik, M. WO 9840067, 1998; *Chem. Abstr.* **1998**, *129*, 239887.
- [11] (a) Jinno, S.; Okita, T.; Inouye, K. *Bioorg. Med. Chem. Lett.* **1999**, *9*, 1029. (b) Varvaresou, A.; Iakovou, K.; Filippatos, E.; Souli, C.; Calogeropoulou, T.; Ioannidou, I.; Kourounakis, A. P.; Pannecouque, C.; Witvrouw, M.; Padalko, E.; Neyts, J.; De Clercq, E.; Tsoinidis, A. *Arzneimittel-Forsch.* **2001**, *51*, 156.
- [12] Johansson, G.; Brandt, P.; Nilsson, B. M. WO 2005058858, 2005; *Chem. Abstr.* **2005**, *143*, 97253.
- [13] (a) Ohemeng, K. A.; Apollina, M. A.; Nguyen, V. N.; Schwender, C. F.; Singer, M.; Steber, M.; Ansell, J.; Argentieri, D.; Hageman, W. *J. Med. Chem.* **1994**, *37*, 3663. (b) Ecker, G.; Chiba, P.; Hitzler, M.; Schmid, D.; Visser, K.; Cordes, H. P.; Csoellei, J.; Seydel, J. K.; Schaper, K.-J. *J. Med. Chem.* **1996**, *39*, 4767. (c) Ashwood, V. A.; Field, M. J.; Horwell, D. C.; Julien-Larose, C.; Lewthwaite, R. A.; McCleary, S.; Pritchard, M. C.; Raphy, J.; Singh, L. *J. Med. Chem.* **2001**, *44*, 2276. (d) Murthy, V. S.; Kulkarni, V. M. *Bioorg. Med. Chem.* **2002**, *10*, 2267. (e)

Palladium-Catalyzed Synthesis of Lipophilic Benzo[*b*]furans
from Cardanol.- Chp.6

- Collini, M. D.; Kaufman, D. H.; Manas, E. S.; Harris, H. A.; Henderson, R. A.; Xu, Z. B.; Unwalla, R. J.; Miller, C. P. *Bioorg. Med. Chem. Lett.* **2004**, *14*, 4925.
- [14] Bernini, R.; Mincione, E.; Cortese, M.; Aliotta, G.; Oliva, A.; Saladino, R. *Tetrahedron Lett.* **2001**, *45*, 5401-5404; (b) Bernini, R.; Mincione, E.; Cortese, M.; Saladino, R.; Gualandi, G.; Bolfiore, M. C. *Tetrahedron Lett.* **2003**, *44*, 4823-4825; (c) Mincione, E.; Bernini, R.; Saladino, R.; Bovicelli, P. *La Chimica e l'Industria* **2003**, *85*, 14; Bernini, R.; Coratti, F.; Fabrizi, G.; Goggiamani, A. *Tetrahedron Lett.* **2003**, *44*, 8991-8994; (d) Mincione, E. *La Chimica e l'Industria* **2003**, *48*, 85.
- [15] (a) Arcadi, A.; Marinelli, F.; Cacchi, S. *Synthesis* **1986**, 749. (b) Arcadi, A.; Cacchi, S.; Del Rosario, M.; Fabrizi, G.; Marinelli, F. *J. Org. Chem.* **1996**, *61*, 9280. For a recent review on the palladium-catalyzed construction and functionalization of benzo[*b*]furans, see: (c) Cacchi, S.; Fabrizi, G.; Goggiamani, A. *Curr. Org. Chem.* **2006**, *10*, 1423.
- [16] For reviews on the chemistry of cardanol, see: (a) Tyman, J. H. P. *Chem. Soc. Rev.* **1979**, *8*, 499. (b) Attanasi, O. A.; Buratti, S.; Filippone, P. *Chim. Ind. (Milan)* **1996**, *78*, 693.
- [17] Hu, Y.; Nawoschik, K. J.; Ma, J.; Fathi, R.; Yang, Z. *J. Org. Chem.* **2004**, *69*, 2235.
- [18] Arcadi, A.; Attanasi, O. A.; Berretta, S.; Bianchi, G.; Filippone, P. *Synthesis* **2006**, 2523.
- [19] For some recent references, see: (a) Genin, E.; Amengual, R.; Michelet, V.; Savignac, M.; Jutand, A.; Neuville, L.; Genet, J.-P. *Adv. Synth. Cat.* **2004**, *346*, 1733. (b) Liang, B.; Dai, M.; Chen, J.; Yang, Z. *J. Org. Chem.* **2005**, *70*, 391. (c) Liang, B.; Huang, M.; You, Z.; Xiong, Z.; Lu, K.; Fathi, R.; Chen, J.; Yang, Z. *J. Org. Chem.* **2005**, *70*, 6097. (d) Ohshita, J.; Nada, D.; Tada, Y.; Kimura, Y.; Yoshida, H.; Kunai, A.; Kunugi, Y. *J. Organomet. Chem.* **2005**, *690*, 3951. (e) Batchu, V. R.; Subramanian, V.; Parasuraman, K.; Swamy, N. K.; Kumar, S.; Pal, M. *Tetrahedron* **2005**, *61*, 9869. (f) Anderson, K. W.; Buchwald, S. L. *Angew. Chem. Int. Ed.* **2005**, *44*, 6173. (g) Gil-Molto, J.; Karlstroem, S.; Najera, C. *Tetrahedron* **2005**, *61*, 12168. (h) Tremblay-Morin, J.-P.; Ali, H.; van Lier, J. E. *Tetrahedron Lett.* **2005**, *46*, 6999. (i) Xue, C.; Luo, F.-T.; Chen, J.; Liu, H. *Anal. Chim. Acta* **2006**, *569*, 27. (j) Corma, A.; Garcia, H.; Primo, A. *J. Catal.* **2006**, *241*, 123. (k) Li, Y.; Zhou, P.; Dai, Z.; Hu, Z.; Sun, P.; Bao, J. *New J. Chem.* **2006**, *30*, 832. (l) Ali, H.; St-Jean, O.; Tremblay-Morin, J.-P.; van Lier, J. E. *Tetrahedron Lett.* **2006**, *47*, 8275.
- [20] Songashira, K.; Tohda, Y.; Hagihara, N. *Tetrahedron Lett.* **1975**, *50*, 4467.

NEW ARYLATED CATECHINS BY SUZUKI REACTION

Introduction

Agricultural by-products contain a variety of biologically active species which mostly go to waste and are rich in antioxidant polyphenols. For example, the grape pomace consisting of skins, seeds and stems is a rich source of these compounds, particularly in flavan-3-ols (catechins).^[1] This group of flavonoids includes catechin, epicatechin, epicatechin gallate (ECG) and epigallocatechin-3-gallate (EGCG) (Figure 1).

Catechins and proanthocyanidins can be recovered by extraction from grape seeds obtained as by-products from wineries,^[2] so they are raw materials derived from wastes that can be converted into valuable chemicals.

Catechin, epicatechin and epicatechin gallate play an important role for the human health.^[3] In recent years, they have been used as natural antioxidant in oils and fats against lipid oxidation, supplement for animal feeds, antimicrobial agent in foodstuffs and as functional ingredient in various foods and dietary supplements. It was reported that catechin has hydroxyl peroxy, superoxide and DPPH (1,1-diphenyl-2-picrylhydrazyl) radical scavenging activities and that it can chelate iron. It was found that ECG, epicatechin and catechin have a peroxy radical scavenging activity ten times higher than L-ascorbate and β -carotene when tested on bacteria. Epicatechin along with catechin have the same activities.^[4]

Catechins have been reported to alleviate a number of clinical conditions, like stroke and cerebral haemorrhage cardiovascular and liver diseases bacterial infections and stomach ulcers. Moreover, they may have benefit with regard to the treatment of various allergic disorders and the inhibition of inflammation owing to these beneficial biological activities recently the number of studies and patents about their pharmacological activities is increased particularly in relation to antimicrobial anti-arthritic and anticancer activities.^[5]

In order to achieve structure-activity relationships, several synthetic derivatives of catechins have been compared,^[6] but only few papers describing the synthesis of new catechin derivatives have been reported^[7] as well as their oxidative modification.^[8] In particular, the

New Arylated Catechins by Suzuki Reaction - Chp.7

preparation of catechins less soluble in water to improve absorption into living bodies is a subject of great current interest.^[9] Therefore, we decided to develop a new synthesis of arylated catechins as shown in Scheme 1.

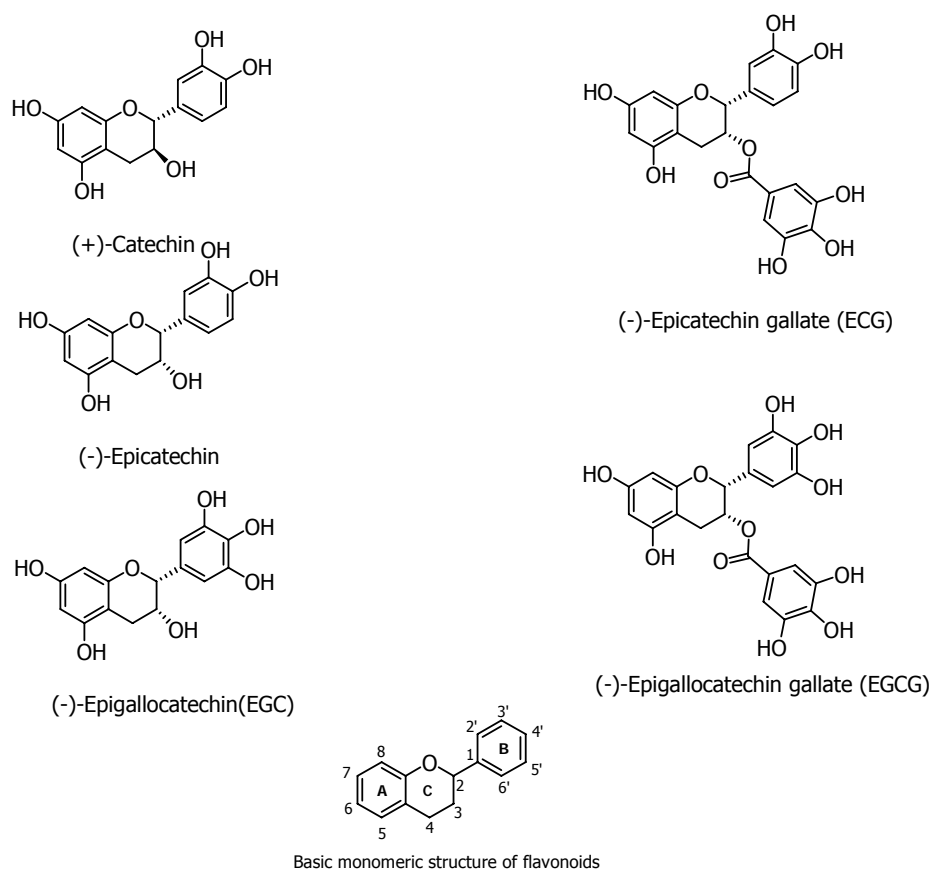
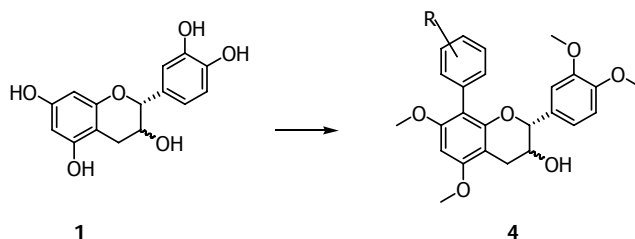


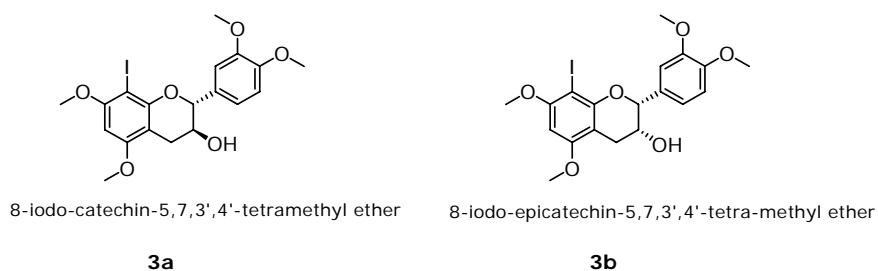
Figure 1

New Arylated Catechins by Suzuki Reaction - Chp.7



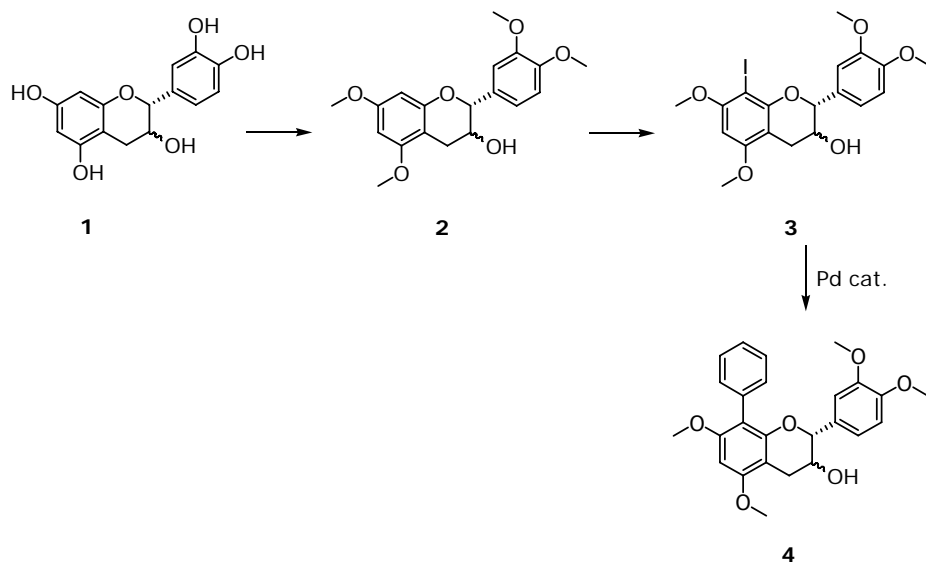
Scheme 1

Surprisingly, despite the remarkable versatility and efficiency of palladium catalysis in organic synthesis and even in the synthesis and derivatization of heterocyclic compounds, palladium-catalyzed reactions have been rarely mentioned in this area.^[10] Therefore, we decided to apply the Suzuki reaction to 8-iodo-catechin-5,7,3',4'-tetramethyl ether **3a** and 8-iodo-epicatechin-tetra-methyl ether **3b** (Scheme 2) to obtain catechin derivatives **4** . (Scheme 3)



Scheme 2

New Arylated Catechins by Suzuki Reaction - Chp.7

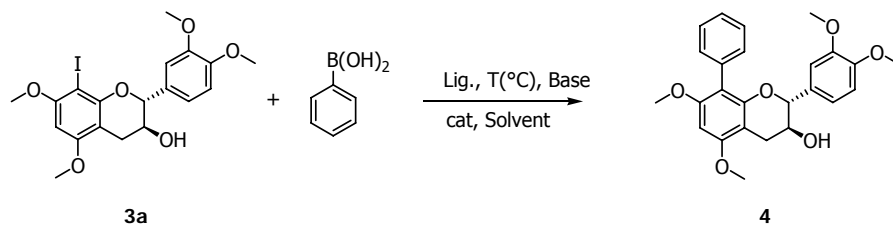


Scheme 3

Results and discussion

Catechin and epicatechin have been converted into **3a** and **3b** using K_2CO_3 and Me_2SO_4 for the methylation step and NIS in acetone for the iodination of the resultant methyl ethers.^[11] Our initial arylation attempts focused on achieving optimal conditions for the reaction of catechin **3a** and phenyl boronic acid, selected as the model system. The following reaction variables were examined: the nature of phosphine ligands, bases, solvents, temperature and additives (scheme 4). The results of our screening are summarized in Table 1. One of the most commonly used catalytic system for this type of reaction reaction gave unsatisfactory results (Table 1, entries 7 and 9). Even the use of $(^t\text{But})_3\text{P}$, added as salt to the reaction mixture (Table 1, entry 5), and 2-(2',4',6-triisopropylbiphenyl)di^tButylphosphine (Table 1, entry 6) met with failure. Steric hindrance may account for these results.

New Arylated Catechins by Suzuki Reaction - Chp.7



Scheme 4

We then turned our attention to the utilization of biaryl monophosphines (figure 2), a class of phosphine ligands introduced by Buchwald et al.^[12] which were shown to give good results in Suzuki-Miyaura coupling with aryl chlorides.

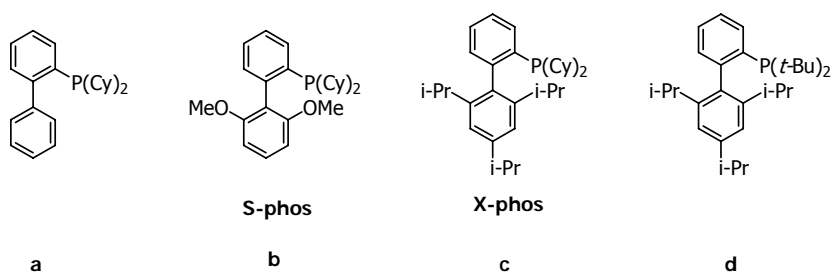


Figure 2

Table 1. Ligands, Pd Catalyst, Solvent, and Temperature Effects in the Reaction of Phenylboronic Acid with 8-Iodo-5,7,3',4'-catechin Tetramethyl Ether **3a**

entry	Pd	ligand	Add	solvent	T (°C)	Time (h)	Yield % 4	Yield % 3a
1 ^a	Pd ₂ (dba) ₃ 0.025 equ.	c 0.1 equ.	KF	dioxane	100	48	48	32
2 ^a	Pd ₂ (dba) ₃ 0.025 equ.	a 0.1 equ.	-	dioxane	80	24	45	44
3 ^a	Pd ₂ (dba) ₃ 0.025 equ.	a 0.1 equ.	-	dioxane	100	24	31	42
4 ^a	Pd ₂ (dba) ₃ 0.025 equ.	c 0.1 equ.	-	dioxane	80	24	23	-

^a Reactions were carried out on a 0.10 mmol scale under argon using 1 equiv. of 3a, 3b 1.5 equiv. of boronic acid 0.7 mL of solvent, and 3 equiv. of K₃PO₄.

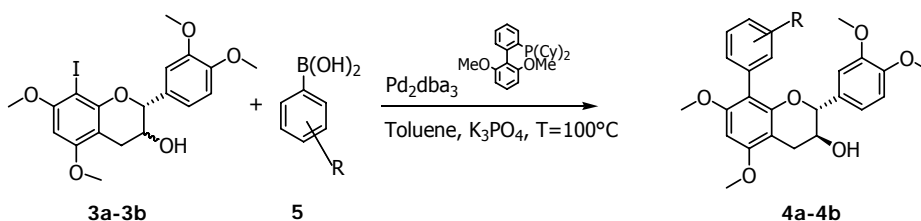
New Arylated Catechins by Suzuki Reaction - Chp.7

Table 1(continue). Ligands, Pd Catalyst, Solvent, and Temperature Effects in the Reaction of Phenylboronic Acid with 8-Iodo-5,7,3',4'-catechin Tetramethyl Ether **3a**

entry	Pd	ligand	Add	solvent	T (°C)	Time (h)	Yield % 4	Yield % 3a
5 ^a	Pd ₂ (dba) ₃ 0.02 equ.	[(^t But) ₃ PH]BF ₄ 0.1 equ.	-	dioxane	60	30	10	60
6 ^a	Pd ₂ (dba) ₃ 0.025 equ.	d 0.1 equ.	-	dioxane	80	24	-	84
7 ^a	Pd(PPh ₃) ₄ 0.05 equ.	-	-	dioxane	80	24	-	80
8 ^a	Pd ₂ (dba) ₃ 0.02 equ.	b 0.04 equ.	-	dioxane	100	24	42	-
9 ^a	Pd ₂ (dba) ₃ 0.04 equ.	Trifenilfosfina 0.16 equ.	-	Toluene	100	24	-	32
10 ^a	Pd ₂ (dba) ₃ 0.02 equ.	b 0.04 equ.	-	Toluene	100	5	95	-

^a Reactions were carried out on a 0.10 mmol scale under argon using 1 equiv. of **3a,3b** 1.5 equiv. of boronic acid 0.7 mL of solvent, and 3 equiv. of K₃PO₄.

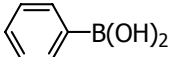
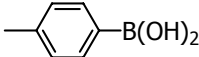
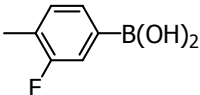
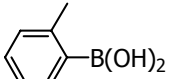
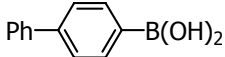
Using 2-(biphenyl)-dicyclohexylphosphine (**a**) at 80-100°C (Table 1, entries 2, 3) the desired product **4** was isolated in 44% and 42% yield. Switching to Xphos (**c**) at 80-100°C (Table 1, entries 4, 1) afforded results comparable with 2-(biphenyl)-dicyclohexylphosphine. Using Pd₂(dba)₃ and Sphos (**b**) produced compound **4** in 42% yield in dioxane and 95% in toluene. The latter conditions were consequently applied to a variety of other aryl boronic acids with catechin **3a** and epicatechin **3b** (Scheme 5). Our preparative results are reported in **table 2**.



Scheme 5

New Arylated Catechins by Suzuki Reaction - Chp.7

Table 2. Preparation of 8-Substituted Catechins-5,7,3',4'-tetramethyl **4** via Suzuki Reaction of Boronic Acid **5** with 8-Iodo-catechin-5,7,3',4'-tetramethyl Ether **3a** and 8-Iodo-epicatechin-5,7,3',4'-tetramethyl **3b**.

entry	Boronic acid	3	time (h)	4 yield %
1 ^a		3a	5	4a 95
2 ^a		3b	5	4b 95
3 ^a		3a	5	4c 75
4 ^a		3b	5	4d 85
5 ^a		3a	8	4e 90
6 ^a		3b	8	4f 72
7 ^a		3a	24	4g 65
8 ^a		3b	24	4h 60
9 ^b		3a	24	4i 90
10 ^b		3b	24	4j 94

^a Reactions were carried out on a 0.10 mmol scale under argon using 1 equiv. of 3a,3b 1.5 equiv. of boronic acid 0.02 equiv. of Pd₂(dba)₃, 0.04 equiv. of S-phos, 0.7 mL of Toluene, and 3 equiv. of K₃PO₄ at 100°C. ^b Reactions were carried out on a 0.10 mmol scale under argon using 1 equiv. of 3a,3b 1.5 equiv. of boronic acid 0.04 equiv. of Pd₂(dba)₃, 0.08 equiv. of S-phos, 0.7 mL of Toluene, and 4 equiv. of K₃PO₄ at 120°C. ^b Yields are given for isolated products.

When 8-iodo-catechin-tetramethyl ether **3a** reacted with 4-phenyl boronic acid the starting material has been recovered in almost quantitative yield. Increasing temperature, the amount of palladium and base led to the formation of **4i** and **4j** in excellent yields (Table 2, entries 9 and 10).

Conclusion

In conclusion, we developed an efficient synthesis of new catechin derivatives that can represent a useful approach to the preparation of new polyphenols of which can be tested the biological activities.

References-Chp.7

- [1] a) Shrinkhande, A. J. *Food Res. Int.* **2000**, *33*, 469-474; (b) Bagchi, D.; Bagchi, M.; Stohs, S.J.; Das, D. K.; Ray, S. D.; Kuszynski, C. A.; Joshi, S. S.; Prucss, H. G. *Toxicology* **2000**, 187-197; (c) Torres, J. L.; Varela, B.; Garcia, M.T.; Carilla, J.; Matito, C.; Centellas, J. J.; Cascante, M.; Sort, X.; Bobet, R. J. *Agric. food Chem.* **2002**; *50*, 7548-7555; (d) Gonzales-Paramas, A. M.; Estaban-Ruano, S.; Santos-Buelga, C.; De Pascual-Teresa, S.; Rivas-Gonzalo, J. C. J. *Agric. food Chem.* **2004**, *52*, 234-238; (e) Louli V.; Ragoussis, N.; Magoulas; K. *Bioresour. Technol.* **2004**, *92*, 201-208.
- [2] M. Garcia-Marino ; j. C. Rivas-Gonzalo ; E. Ibanez ; C. Garcia-Moreno. In *Vino Analytica Scientia. Symposium N°4, Montpellier , FRANCE 2006, vol. 563, n° 1-2 (27 ref.)*, pp. 44-50 [7 page(s) (article)]
- [3](a) Harborne J. B. *The Flavonoids Advances in Research Since 1986*; Chapman & Hall: London, 1994; (b) Harborne J. B; Baxter, H. *The handbook of Natural Flavonoids*; John Wiley & Sons: New York, 1999; (c) Lazarus S. A.; Adamson, G. E.; Hammerstone, J. F.; Shmitz H.H.. *J. Agric. Food Chem.* **1999**, *47*, 3693-3701; (d) Arts, I. C. W.; Van De Putte, B.; Hollman, C.H. *J. Agric. Food Chem.* **2000**, *48*, 1746-1751, and 1752-1757. (a) Yang, Y.; Chien, M. *J. Agric. Food Chem.* **2000**, *48*, 3990-3996; (b) Monagas, M.; Gomez-Cordoves, C.; Barlolomè, B.; Laureano, O.; 1) Da Silva, J. M. R. *J. Agric. food Chem.* **2003**, *51*, 6475-6481; (c) Margarino. S. P.; Gonzalez-San-Jose, M. L.. *J. Agric. Food Chem.* **2004**, *52*, 1181-1189.
- [4] Y. Yilmaz, R. M. Toledo. *J. Agric. Food Chem.* **2004**, *52*, 255-260.
- [5] Patent WO 00/74662 A2.
- [6] (a) R. Veluri, T.L. Weir, H.P. Bais, F.R. Stermitz, J.M. Vivanco; *J. Agric. Food Chem.* **2004**, *52*, 1077-1082; (b) US patent 2004/0110790; (c) WO2005/034976 (d) *Org. Lett.* **2001**, *3*, 843-846.
- [7] (a) *Tetrahedron Lett.* **2004**, *45*, 9349-9352; (b) *Phytochemistry*, **1999**, *52*, 737-743; (c) *Tetrahedron Lett.* **2001**, *42*, 5669-5671.
- [8] (a) *Aust. J. Chem.* **1973**, *26*, 2675-2682; (b) *Aust. J. Chem.* **1976**, *29*, 2485-2489 (c) *Tetrahedron Lett.* **1985**, *26*, 3045-3048. (d) *Tetrahedron Lett.* **1990**, *46*, 6885-6894. (e) *Tetrahedron Lett.* **2005**, *46*, 2993-2996.
- [9] Guanzgzi, J.; Yoshioka, H.; *Bioschi. Biohecnol. Biochem.* **2005**, *69*, 440-447.
- [10] (a) R.C. Larock ; R.V. Rozhkov *Tetrahedron Lett.* **2004**, *45*; 911-914; (b) R.C. Larock ; R.V. Rozhkov *Adv. Synth. Catal.* **2004**, *346*; 1854-1858; (c) W. Meng ; F. Qing; X. Zheng *Tetrahedron Lett.* **2004**, *45*, 8083-8085
- [11] N. Kiehman; D. Letha; ; C. Chemiva, *Can J. Chem.* **1988**, *66*(9), 2431-2439.

New Arylated Catechins by Suzuki Reaction - Chp.7

- [12] (a) D. W. Old, J. P.; Wolfe,; S. L. Buchwald, *J Am. Chem. Soc.* **1998**, *120*,9722-972
(b)Huang, X.; Anderson, K. W.; Zim, D.; Jiang, L.; Klapars, A.; Buchwald, S. L. *J Am. Chem. Soc.* **2003**, *125*, 6653-6655.(c)T.E Barder,; S.D.Walker,; J.R. Martinelli,; S.L.Buchwald. *J Am. Chem. Soc* **2005**, *127*, 4685-4696.

Appendix I. EXPERIMENTAL SECTION

Appendix I. EXPERIMENTAL SECTION

Melting points were determined with a Büchi B-545 apparatus and are uncorrected. All of the reagents, catalysts, and solvents are commercially available and were used as purchased, without further purification. Reaction products were purified on axially compressed columns, packed with SiO₂ 25-40 μm (Macherey Nagel), connected to a Gilson solvent delivery system and to a Gilson refractive index detector, and eluting with *n*-hexane/ethyl acetate mixtures. ¹H NMR (400 MHz), ¹³C NMR (100.6 MHz) and ¹⁹F NMR (376.5 MHz) spectra were recorded with a Bruker Avance 400 spectrometer. IR spectra were recorded with a Jasco FT/IR-430 spectrometer. Mass spectra were recorded with a Shimadzu GC-MS QP-2010S spectrometer.

Chapter 3-Experimental Section

Typical Procedure for the Preparation of 4-Aryl Coumarins (4) from 3-(*o*-Hydroxyphenyl)acrylate Esters (1) and Aryl Iodides and Bromides (2).

To a stirred solution of **1b** (0.109 g, 0.50 mmol), *p*-bromoanisole (0.093 mL, 0.75 mmol), ⁿBuN₄OAc (0.312 g, 1.05 mmol) and ⁿBuN₄Br (0.239 g, 0.75 mmol) at 100 °C, Pd(OAc)₂ (0.006 g, 0.025 mmol) was added. The mixture was stirred for 8 h at 100 °C. Then, it was diluted with ethyl acetate and washed with water. The organic layer was dried over Na₂SO₄ and concentrated under reduced pressure. The residue was purified by chromatography (axially compressed column packed with SiO₂, 35 g, 25-40 μm, connected to a Gilson solvent delivery system and to a Gilson refractive index detector) eluting with a 75/25 v/v *n*-hexane/AcOEt mixture) to give 0.110 g (88 % yield) of **4a**: mp: 119-120 °C; IR (KBr): $\nu = 1729, 1605 \text{ cm}^{-1}$; ¹H NMR (400 MHz, CDCl₃): $\delta = 7.58\text{-}7.55 \text{ (m, 2H)}, 7.43\text{-}7.39 \text{ (m, 3H)}, 7.25 \text{ (t, } J = 7.5 \text{ Hz, 1H)}, 7.07\text{-}7.04 \text{ (m, 2H)}, 6.36 \text{ (s, 1H)}, 3.90 \text{ (s, 3H)}$; ¹³C NMR (100.6 MHz, CDCl₃): $\delta = 160.7, 155.3, 154.1, 142.6, 139.9, 133.9, 131.9, 128.9, 128.9, 127.9, 127.5, 127.1, 126.9, 124.1, 118.9, 117.3, 115.0$.

4b: mp: 148-149 °C; IR (KBr): 1719, 1597 cm⁻¹; ¹H NMR (CDCl₃): $\delta = 7.54\text{-}7.52 \text{ (m, 2H)}, 7.43 \text{ (t, } J = 8.0 \text{ Hz, 1H)}, 7.38 \text{ (d, } J = 8.0 \text{ Hz, 1H)}, 7.23 \text{ (t, } J = 8.0 \text{ Hz, 1H)}, 7.03\text{-}6.97 \text{ (m, 3H)}, 6.37$

Appendix I. EXPERIMENTAL SECTION

(s, 1H), 3.86 (s, 3H); ^{13}C NMR (CDCl_3): δ = 160.8, 159.9, 155.6, 154.2, 136.5, 132.0, 130.1, 127.1, 124.3, 120.8, 119.0, 117.3, 115.1, 115.1, 114.2, 55.5.

4c: mp: 208-209 °C; IR (KBr): 3192, 1685, 1604, 1200 cm^{-1} ; ^1H NMR ($[\text{d}_6]\text{DMSO}$): δ = 9.95 (bs, 1H), 7.64 (td, J_1 = 1.0 Hz, J_2 = 8.6 Hz, 1H), 7.57 (dd, J_1 = 8.0 Hz, J_2 = 1.3 Hz, 1H), 7.46 (dd, J_1 = 1.1 Hz, J_2 = 0.4 Hz, 1H), 7.40 (d, J = 6.6 Hz, 2H), 7.36 (td, J_1 = 1.1 Hz, J_2 = 8.1 Hz, 1H), 6.95 (d, J = 6.6 Hz, 2H), 6.34 (s, 1H); ^{13}C NMR ($[\text{D}_6]\text{DMSO}$): δ = 160.4, 159.6, 155.6, 154.3, 132.7, 130.8, 127.5, 125.8, 125.0, 119.2, 117.6, 116.3, 114.3.

4d: mp: 151-152°C; IR (KBr): 1715, 1602, 1364 cm^{-1} ; ^1H NMR (CDCl_3): δ 7.71 (dd, J_1 = 8.0 Hz, J_2 = 1.6 Hz, 2H), 7.55-7.52 (t, J = 8.0, Hz 1H), 7.42-7.39 (m, 3H), 7.25 (t, J = 8.0 Hz 1H), 6.84-6.81 (m, 2H), 6.35 (s, 1H), 3.07 (s, 6H); ^{13}C NMR (CDCl_3): δ = 161.4, 155.9, 154.4, 151.5, 131.6, 129.9, 127.3, 123.9, 122.5, 119.4, 117.4, 113.4, 112.0, 40.3.

4e: mp: 108-109 °C; IR (KBr): 1735, 1605 cm^{-1} ; ^1H NMR (CDCl_3): δ = 7.56-7.53 (m, 2H), 7.42-7.35 (m, 5H), 7.24 (t, J = 8.0 Hz, 1H), 6.37 (s, 1H), 2.47 (s, 3H); ^{13}C NMR (CDCl_3): δ = 160.9, 155.8, 154.3, 140.0, 132.4, 131.9, 129.6, 128.5, 127.1, 124.1, 119.2, 117.4, 115.0, 21.4.

4f: mp: 152-153 °C; lit. mp; 141-143 °C. Wattanasin, S. *Synthetic Commun.* **1988**, *18*, 1919.

4g: mp: 108-109 °C; IR (KBr): 1736, 1608 cm^{-1} ; ^1H NMR (CDCl_3): δ = 7.57 (t, J = 8.0 Hz, 1H), 7.48-7.43 (m, 4H), 7.27-7.22 (m, 3H), 6.38 (s, 1H); ^{13}C NMR (CDCl_3): δ = 164.9, 162.4, 160.6, 154.4 (d, J = 38 Hz), 132.1, 131.2 (d, J = 3.5 Hz), 130.4 (d, J = 8.4 Hz), 126.8, 124.3, 118.9, 117.5, 116.1 (d, J = 21.8 Hz), 115.4; ^{19}F NMR (CDCl_3): $\delta_{\{\text{H}\}}$ = -110.8.

4h: mp: 114-115 °C; IR (KBr): 1718, 1603, 1365, 1180 cm^{-1} ; ^1H NMR (CDCl_3): δ = 7.59-7.54 (m, 4H), 7.42-7.40 (m, 3H), 7.24 (t, J = 8.0 Hz, 1H), 6.39 (s, 1H), 1.40 (s, 9H); ^{13}C NMR (CDCl_3): δ = 160.9, 155.7, 154.3, 153.1, 132.3, 131.9, 128.3, 127.2, 125.9, 124.1, 119.1, 117.3, 115.0, 34.9, 31.3.

4i: mp: 209-210 °C; IR (KBr): 3300, 1712, 1666, 1600 cm^{-1} ; ^1H NMR ($[\text{D}_6]\text{DMSO}$): δ = 10.21 (bs, 1H), 7.77 (d, J = 8.6, 2H), 7.65 (td, 1H, J_1 = 1.1 Hz, J_2 = 8.6 Hz, 1H), 7.54 - 7.46 (m, 4H), 7.33 (td, J_1 = 1.1 Hz, J_2 = 8.2 Hz, 1H), 6.39 (s, 1H), 2.09 (s, 3H); ^{13}C NMR ($[\text{D}_6]\text{DMSO}$): δ = 168.7, 159.7, 154.6, 153.7, 140.8, 132.2, 129.3, 129.0, 126.8, 124.5, 118.9, 118.4, 117.0, 144.2, 24.1.

4j: mp: 185-186 °C; IR (KBr): 1719, 1603 cm^{-1} ; ^1H NMR (CDCl_3): δ = 10.14 (s, 1H), 8.08-8.04 (m, 2H), 7.66-7.62 (m, 2H), 7.59 (t, J = 8.0 Hz, 1H), 7.45 (d, J = 8.0 Hz, 1H), 7.38 (d, J = 8.0

Appendix I. EXPERIMENTAL SECTION

Hz, 1H), 7.26 (t, $J = 8.0$ Hz, 2H), 6.42 (s, 1H); ^{13}C NMR (CDCl_3): $\delta = 191.4, 160.3, 154.4, 154.3, 141.1, 137.1, 132.4, 130.2, 129.3, 126.6, 124.5, 118.5, 117.6, 115.8$.

4k: mp: 137-138 °C; IR (KBr): 1714, 1603, 1253, 1187 cm^{-1} ; ^1H NMR (CDCl_3): $\delta = 7.78$ -7.76 (m, 2H), 7.70-7.68 (m, 2H), 7.62-7.50 (m, 6H), 7.45-7.42 (m, 2H), 7.28 (t, $J = 8.0$ Hz, 1H), 6.45 (s, 1H); ^{13}C NMR (CDCl_3): $\delta = 160.7, 155.3, 154.1, 142.6, 139.9, 133.9, 131.9, 128.9, 128.9, 127.9, 127.5, 127.1, 126.9, 124.1, 118.9, 117.3, 115.0$.

4l: mp: 119-120 °C; IR (KBr): 1728, 1607 cm^{-1} ; ^1H NMR (CDCl_3): $\delta = 7.82$ (d, $J = 7.3$ Hz, 1H), 7.73-7.68 (m, 3H), 7.59 (t, $J = 8.0$ Hz, 1H), 7.43 (dd, $J_1 = 8.3$ Hz, $J_2 = 1.1$ Hz, 1H), 7.39 (dd, $J_1 = 8.0$ Hz, $J_2 = 1.5$ Hz, 1H), 7.27 (t, $J = 8.0$ Hz, 1H), 6.40 (s, 1H); ^{13}C NMR (CDCl_3): $\delta = 160.3, 154.3, 154.1, 136.1, 132.4, 131.8, 131.6$ (q, $J = 32.7$ Hz), 129.7, 126.6, 126.5, 125.3 (q, $J = 3.7$ Hz), 124.6, 123.7 (q, $J = 272.1$ Hz), 118.6, 117.6, 115.9; ^{19}F NMR (CDCl_3): $\delta \{ \text{H} \} = -63.2$.

4m: mp: 195-196 °C; IR (KBr): 1719, 1603 cm^{-1} ; ^1H NMR (CDCl_3): $\delta = 7.68$ (d, $J = 6.6$ Hz, 2H), 7.58-7.53 (m, 1H), 7.48-7.40 (m, 2H), 7.38 (d, $J = 6.6$ Hz, 2H), 7.28-7.25 (m, 1H), 6.37 (s, 1H); ^{13}C NMR (CDCl_3): $\delta = 160.5, 154.5, 154.2, 134.1, 132.3, 132.2, 130.1, 126.7, 124.4, 124.3, 118.7, 117.5, 115.4$.

4n: mp: 172-173 °C; IR (KBr): 1733, 1605 cm^{-1} ; ^1H NMR (CDCl_3): $\delta = 8.00$ (d, $J = 8.5$ Hz, 1H), 7.95-7.90 (m, 3H), 7.65-7.53 (m, 5H), 7.44 (dd, $J_1 = 8.3$ Hz, $J_2 = 0.5$ Hz, 1H), 7.24 (td, $J_1 = 1.1$ Hz, $J_2 = 8.2$ Hz, 1H), 6.49 (s, 1H); ^{13}C NMR (CDCl_3): $\delta = 160.7, 155.7, 154.3, 133.7, 133.1, 132.7, 132.0, 128.7, 128.4, 128.2, 127.9, 127.4, 127.2, 127.1, 125.7, 124.3, 119.2, 117.4, 115.6$.

4o: mp: 145-146 °C; IR (KBr): 1728, 1609 cm^{-1} ; ^1H NMR (CDCl_3): $\delta = 7.81$ -7.78 (m, 2H), 7.69-7.67 (m, 2H), 7.60-7.40 (m, 6H), 7.31-7.27 (m, 2H), 6.50 (s, 1H); ^{13}C NMR (CDCl_3): $\delta = 160.4, 158.8$ (d, $J = 244.1$ Hz), 154.5 (d, $J = 2.7$ Hz), 150.4, 143.1, 140.0, 133.6, 129.1, 128.9, 128.1, 127.8, 127.3, 120.0 (d, $J = 8.6$ Hz), 119.4 (d, $J = 24.5$ Hz), 118.9 (d, $J = 8.5$ Hz), 116.1, 112.7 (d, $J = 25.2$ Hz); ^{19}F NMR (CDCl_3): $\delta \{ \text{H} \} = -117.03$.

4p: mp: 154-155 °C; IR (KBr): 1731, 1564, 1426, 1253, 1170 cm^{-1} ; ^1H NMR (CDCl_3): $\delta = 8.02$ (d, $J = 8.5$ Hz, 1H), 7.98-7.92 (m, 3H), 7.66-7.58 (m, 2H), 7.53 (dd, $J_1 = 8.5$ Hz, $J_2 = 1.7$ Hz, 2H), 7.42-7.40 (m, 2H), 7.33-7.20 (m, 2H), 6.54 (s, 1H); ^{13}C NMR (CDCl_3): $\delta = 160.5, 158.8$ (d, $J = 244.1$ Hz), 155.0 (d, $J = 2.7$ Hz), 150.5 (d, $J = 1.9$ Hz), 133.8, 133.2, 132.2, 129.1, 128.6,

Appendix I. EXPERIMENTAL SECTION

128.2, 128.1, 127.7, 127.3, 125.5, 120.2 (d, $J = 8.6$ Hz), 119.5 (d, $J = 24.5$ Hz), 119.0 (d, $J = 8.4$ Hz), 116.5, 112.8 (d, $J = 25.2$ Hz); ^{19}F NMR (CDCl_3): δ {H} = -116.74.

4q: mp: 159-160 °C; IR (KBr): 1732, 1609, 1253, 1178 cm^{-1} ; ^1H NMR (CDCl_3): $\delta = 7.44$ -7.36 (m, 3H), 7.30-7.24 (m, 2H), 7.09-7.04 (m, 2H), 6.41 (s, 1H), 3.92 (s, 3H); ^{13}C NMR (CDCl_3): $\delta = 161.1$, 160.6, 158.7 (d, $J = 243.3$ Hz), 154.5 (d, $J = 2.7$ Hz), 150.4 (d, $J = 1.9$ Hz), 129.9, 127.0, 120.2 (d, $J = 8.5$ Hz), 119.2 (d, $J = 24.5$ Hz), 118.9 (d, $J = 8.4$ Hz), 115.6, 114.6, 112.7 (d, $J = 25.2$ Hz), 55.6; ^{19}F NMR (CDCl_3): δ {H} = -117.07.

4r: mp: 161-162 °C; IR (KBr): 1722, 1610, 1251, 1183 cm^{-1} ; ^1H NMR (CDCl_3): $\delta = 7.84$ -7.81 (m, 2H), 7.59 (d, $J = 8.5$ Hz, 1H), 7.33 (d, $J = 8.5$ Hz, 1H), 7.06-7.03 (m, 2H), 6.64 (s, 1H), 3.91 (s, 3H), 2.62 (s, 3H); ^{13}C NMR (CDCl_3): $\delta = 161.4$, 160.4, 154.9, 154.3, 149.4, 135.8, 131.7, 126.2, 125.7, 125.0, 116.3, 113.8, 55.4, 24.3.

4s: mp: 158-159 °C; IR (KBr): 1724, 1604, 1250, 1182 cm^{-1} ; ^1H NMR (CDCl_3): $\delta = 7.55$ -7.49 (m, 2H), 7.43-7.40 (m, 2H), 7.36 (d, $J = 8.7$ Hz, 1H), 7.10-7.07 (m, 2H), 6.39 (s, 1H), 3.92 (s, 3H); ^{13}C NMR (CDCl_3): $\delta = 161.2$, 160.4, 154.4, 152.8, 131.9, 130.0, 129.7, 126.9, 126.5, 120.5, 118.9, 115.6, 114.7, 55.6.

Chapter 4-Experimental Section

Typical procedure for the reaction of β -arylacrylamides with *p*-iodoanisole: to a stirred solution of **1h** (0.113 g, 0.50 mmol), *p*-iodoanisole (0.093 mg, 0.75 mmol) and Et_3N (348 μl , 2.5 mmol), $\text{Pd}(\text{OAc})_2$ (0.006 g, 0.025 mmol) was added. The reaction mixture was stirred for 12 h at 100 °C. Then, the mixture was diluted with ethyl acetate and washed with water. The organic layer was dried over Na_2SO_4 and concentrated under reduced pressure. The residue was purified by chromatography (silica gel, 35 g; *n*-hexane/ethyl acetate 30/70 v/v) to give 0.144 g (87 % yield) of **2h**: m.p. = 163-165°C; IR (KBr) 3294, 3177, 1654 cm^{-1} ; ^1H NMR (CDCl_3) δ 7.69 (dd, $J = 8.4$ and 1.33 Hz, 1 H), 7.43 (m, 1 H), 7.32-7.27 (m, 3 H), 7.23-7.21 (m, 2 H), 6.87-6.85 (m, 2 H), 6.49 (s, 1 H) 5.28-5.16 (d, 2 H), 1.61 (s, 3H); ^{13}C NMR (CDCl_3) δ 167.2, 160.1, 148.6, 139.0, 132.8, 130.3, 130.2, 129.4, 128.1, 127.4, 122.3, 119.7, 113.6, 54.8; MS: m/z (relative intensity) 332 (M^+ 100%), 334 (73%), 252 (54%). Anal Calcd for $\text{C}_{16}\text{H}_{14}\text{BrNO}_2$: C, 57.85; H, 4.25; Br, 24.05; N, 4.22. Found: C, 57.77; H, 4.28; Br, 24.02; N, 4.26.

Appendix I. EXPERIMENTAL SECTION

Typical procedure for the reaction of β -arylacrylamides with ethyl *p*-iodobenzoate: to a stirred solution of **1h** (0.113 g, 0.50 mmol), ethyl *p*-iodobenzoate (209 μ l, 1.25 mmol) and Et₃N (348 μ l, 2.5 mmol), Pd(OAc)₂ (0.001 g, 0.005 mmol) was added. The reaction mixture was stirred for 24 h at 100 °C. Then, the mixture was diluted with ethyl acetate and washed with water. The organic layer was dried over Na₂SO₄ and concentrated under reduced pressure. The residue was purified by chromatography (silica gel, 35 g; *n*-hexane/ethyl acetate 25/75 v/v) to give 0.152 g (82 % yield) of **2ac**: m.p.: 235-237 °C; IR (KBr) 3338, 3181, 1668 cm⁻¹; ¹H NMR (CDCl₃) δ 8.03 (d, *J* = 8.3 Hz, 2 H), 7.69 (d, *J* = 8.4 Hz, 1 H), 7.45 (t, *J* = 7.6 Hz, 1 H), 7.35-7.30 (m, 4 H), 6.61 (s, 1 H) 5.32-5.25 (d, 2 H), 4.37 (q, *J* = 7.1 Hz, 2 H), 1.38 (t, *J* = 7.1 Hz, 3 H); ¹³C NMR (CDCl₃) δ 166.5, 165.5, 147.9, 142.1, 138.2, 132.9, 130.4, 130.3, 129.8, 129.3, 127.5, 126.6, 123.5, 122.2, 60.6, 13.8; MS: m/z (relative intensity) 374 (M⁺50 %), 376 (100 %), 294 (34%). Anal Calcd for C₁₈H₁₆BrNO₃: C, 57.77; H, 4.31; Br, 21.35; N, 3.74. Found: C, 57.69; H, 4.35; Br, 21.38; N, 3.70.

Typical procedure for the preparation of 2-quinolones (4): to a stirred solution of **1h** (0.113 g, 0.50 mmol), *p*-iodoanisole (0.093 g, 0.75 mmol) and Et₃N (348 μ l, 2.5 mmol), Pd(OAc)₂ (0.006 g, 0.025 mmol) was added. The reaction mixture was stirred for 12 h at 100 °C. then, the mixture was diluted with ethyl acetate and washed with water. The organic layer was dried over Na₂SO₄ and concentrated under reduced pressure. 2mL of dioxane, CuI (0.019 g, 0.1 mmol), NaI (0.149 g, 1 mmol), K₃PO₄ (0.212 g, 1 mmol), *N,N*-dimethylethylendiammine (21.3 μ l, 0.2 mmol) and were added to the crude mixture. The mixture was stirred for 24 h at 120°C. Then, the mixture was diluted with ethyl acetate and washed with a saturated NH₄Cl solution. The organic layer was dried over Na₂SO₄ concentrated under reduced pressure. The residue was purified by chromatography (silica gel, 35 g; *n*-hexane/ethyl acetate 30/70 v/v) to give 0.97 g (77 % yield) of **4b**: m.p. = 196-198 °C; IR (KBr) 3131, 1672 cm⁻¹; ¹H NMR (DMSO-d₆) δ 11.82 (s, 1 H), 7.51 (t, *J* = 8 Hz, 1 H), 7.44-7.36 (m, 4 H), 7.13-7.07 (m, 3 H), 6.34 (s, 1H), 3.82 (s, 3 H); ¹³C NMR (DMSO-d₆) δ 161.3, 159.6, 151.1, 139.3, 130.4, 130.1, 128.8, 126.2, 121.7, 120.9, 118.5, 115.8, 114.1, 55.2; MS: m/z (relative intensity) 251 (M⁺100 %), 252 (25 %), 236 (25%) 220 (12%). Anal Calcd for C₁₆H₁₃NO₂: C, 76.48; H, 5.21; N, 5.57. Found: C, 76.55; H, 5.18; N, 5.53.

Appendix I. EXPERIMENTAL SECTION

Chapter 5-Experimental Section

Synthesis of (1) - To a stirred solution of acrylamide (74.5 mg, 1.05 mmol), 1-bromo-2-iodobenzene (128 μ L, 1mmol) and NEt_3 (μ L, 3 mmol) in CH_3CN (1 mL), Hermann catalyst (9.36 mg, 0.01 mmol) was added. The reaction mixture was stirred for 12 h at 100°C. After cooling, the reaction mixture was diluted with ethyl acetate and washed with water. The organic layer was dried over Na_2SO_4 and concentrated under reduced pressure. The residue was purified by chromatography (silica gel, 35 g; 40/60 v/v *n*-hexane/ethyl acetate) to give 180 mg of 1: m.p.:171-173 °C; IR (KBr) 3340, 3153, 1671 cm^{-1} ; ^1H NMR (DMSO_{d6}) δ 7.70-7.63 (m, 4H), 7.44 (m, 1H), 7.32 (m, 1H), 7.24 (bs, 1H), 6.63 (d, $J = 15.64$ Hz, 1H); ^{13}C NMR (DMSO_{d6}) δ 166.6, 137.7, 135.0, 133.7, 131.6, 128.8, 128.2, 126.0, 124.7; MS: m/z (relative intensity) 226.90 (4.25%), 225.95(0.78 %), 224.90 (M^+ , 4.29 %),146.10 (100.00%), 102.10 (34.45 %), 44 (41.00%).

Typical Procedure for the Preparation of 4-Aryl-2-quinolones (4) - To a mixture of 1 (0.113 g, 0.50 mmol), *p*-iodoanisole (0.093 mL, 0.75 mmol), *n*- Bu_4OAc (0.452 g, 1.5 mmol) and *n*- Bu_4Br (0.483 g, 1.5 mmol), $\text{Pd}(\text{OAc})_2$ (0.006 g, 0.025 mmol) was added. The mixture was stirred for 48 h at 120 °C. After cooling, the reaction mixture was diluted with ethyl acetate and washed with water. The organic layer was dried over Na_2SO_4 and concentrated under reduced pressure. The residue was purified by chromatography (silica gel, 35 g; 25/75 v/v *n*-hexane/ethyl acetate) to give 0.092 g (73 % yield) of **4a**: m.p.: 196-198 °C; IR (KBr) 3131, 1672 cm^{-1} ; ^1H NMR (DMSO_{d6}) δ 11.82 (bs, 1H), 7.51 (t, $J = 8$ Hz, 1H), 7.44-7.36 (m, 4H), 7.13-7.07 (m, 3H), 6.35 (s, 1H), 3.82 (s, 3H); ^{13}C NMR (DMSO_{d6}) δ 161.3, 159.6, 151.1, 139.3, 130.4, 130.1, 128.8, 126.2, 121.7, 120.9, 118.5, 115.8, 114.1, 55.2; MS m/z (relative intensity) 251 (M^+ , 100 %), 252 (40 %), 236 (30%), 208 (50 %).

4b: m.p: 229-231 °C; IR (KBr) 3140, 1667 cm^{-1} ; ^1H NMR (CDCl_3) δ 12.53 (bs, 1H), 7.61-7.59 (m, 3H), 7.54-7.27 (m, 4H), 7.18 (t, $J = 8$ Hz, 1H), 6.70 (s, 1H), 2.47 (s, 3H); ^{13}C NMR (DMSO_{d6}) δ 161.9, 152.0, 139.9, 138.8, 134.4, 131.0, 129.8, 129.1, 126.7, 122.3, 121.6, 118.9, 116.3, 21.4; MS m/z (relative intensity) 235 (M^+ , 100 %), 236 (17%), 220 (20 %) 220 (50 %).

Appendix I. EXPERIMENTAL SECTION

4c: m.p.: 189-192 °C; IR (KBr); 3138, 1661 cm^{-1} ; ^1H NMR (CDCl_3) δ 12.58 (bs, 1H), 7.62-7.60 (m, 1H), 7.56 (m, 2H), 7.45-7.43 (m, 1H), 7.19 (m, 1H), 7.09-7.03 (m, 3H), 6.74 (s, 1H), 3.88 (s, 3H); ^{13}C NMR (DMSO_{d6}) δ 161.3, 159.3, 151.3, 139.2, 138.0, 130.5, 129.8, 126.2, 121.9, 121.1, 120.8, 118.3, 115.7, 114.4, 114.1, 55.2; MS m/z (relative intensity) 251 (M^+ , 100 %), 252 (25 %), 236 (15%), 220 (45 %).

4d: m.p.: 235-237°C; IR (KBr) 3063, 1670 cm^{-1} ; ^1H NMR (DMSO_{d6}) δ 11.92 (bs, 1H), 7.58-7.54 (m, 2H), 7.42-7.18 (m, 5H), 7.17-7.16 (m, 1H), 6.44 (s, 1H); ^{13}C NMR (CDCl_3) δ 163.7, 162.7 (d, $J = 247$ Hz), 151.9, 139.3 (d, $J = 7.8$ Hz), 139.0, 130.9, 130.4 (d, $J = 8.3$ Hz), 126.6, 124.7(d, $J = 2.9$ Hz), 122.7, 121.2, 119.3, 116.7, 116.4 (d, $J = 20.7$ Hz), 115.8 (d, $J = 19.4$ Hz); ^{19}F NMR δ -112.4; MS m/z (relative intensity) 239 (M^+ , 100 %), 241 (16 %), 211 (85 %), 183(65%).

4e: m.p.: 202-204 °C; IR(KBr) 3134, 1665 cm^{-1} ; ^1H NMR (DMSO_{d6}) δ 11.92 (bs, 1H), 7.90-7.78 (m, 4H), 7.55-7.16 (m, 4H), 6.48 (s, 1H); ^{13}C NMR (CDCl_3) δ 163.8, 152.0, 139.0, 138.0, 131.3, 131.4(q, $J = 32.4$ Hz), 131.2, 129.4, 126.3, 125.7 (m, 2C), 123.9 (q, $J = 272.0$ Hz), 123.0, 121.5, 119.3, 116.9 ; ^{19}F NMR δ -61.0; MS m/z (relative intensity) 289 (M^+ , 100 %), 290 (16 %), 261 (40 %), 220 (25%), 165 (35 %), 69 (45%).

4f: m.p.: 224-225 °C; IR (KBr) 3133, 1669 cm^{-1} ; ^1H NMR (DMSO_{d6}) δ 11.94 (bs, 1H), 8.12-8.10 (m, 2H), 7.65-7.62 (m, 2H), 7.55-7.53 (m, 1H), 7.42-7.40 (m, 1H), 7.34-7.32 (m, 1H), 7.17-7.13, (m, 1H) 6.45 (s, 1H), 4.36 (q, $J = 7.1$ Hz, 2H), 1.35 (t, $J = 7.1$ Hz, 3H); ^{13}C NMR (DMSO_{d6}) δ 165.9, 161.6, 150.9, 141.8, 139.8, 131.3, 130.6, 129.9, 129.7, 126.5, 122.5, 122.0, 118.5, 116.4, 61.4, 14.7; MS m/z (relative intensity) 293 (M^+ , 100 %), 294 (19 %), 237 (37%), 56 (20%).

4g: m.p.: 201-203 °C; IR (KBr) 3066, 1668 cm^{-1} ; ^1H NMR (CDCl_3) δ 11.96 (bs, 1H), 7.60-7.49 (m, 3H), 7.50-7.36 (m, 3H), 7.14-7.13, (m, 2H), 6.47 (s, 1H); ^{13}C NMR (CDCl_3) δ 163.9, 159.5(d, $J = 248$ Hz), 148.0, 138.6, 131.1 (d, $J = 3.1$ Hz), 131.0, 130.9, 126.6, 124.7(d, $J = 15.9$ Hz), 124.6 (d, $J = 3.6$ Hz), 122.8, 122.3, 119.6, 116.6, 116.1 (d, $J = 21.4$ Hz); ^{19}F NMR (δ) -111.7; MS m/z (relative intensity) 239 (M^+ , 100 %), 240 (12 %), 211 (60%), 183 (75%).

4i: m.p.: 191-193 °C; IR (KBr) 3138, 1669 cm^{-1} ; ^1H NMR (CDCl_3) δ 12.69 (bs, 1H), 7.65-7.64 (m, 2H), 7.63-7.50 (m, 5H), 7.20-7.18 (m, 1H), 6.74 (s, 1H), 5.92 (s, 1H), 4.20-4.07(m, 4H); ^{13}C NMR (CDCl_3) δ 164.2, 153.3, 139.0, 138.7, 137.3, 130.9, 129.8, 128.8, 127.2, 127.1, 126.8,

Appendix I. EXPERIMENTAL SECTION

122.8, 121.0, 119.7, 116.8, 103.5, 65.5; MS m/z (relative intensity) 292 (M^+ , 100 %), 293 (100 %), 294 (19,8%).

4k: m.p.: 119-120 °C; IR (KBr) 3133, 1667 cm^{-1} ; ^1H NMR (DMSO_{d_6}) δ 11.87 (bs, 1H), 7.59-7.37 (m, 7H), 7.14 (t, $J=7.22$, 1H), 6.40 (s, 1H), 4.02-3.75 (m, 4H) 1.62 (s, 3H); ^{13}C NMR (DMSO_{d_6}) δ 161.2, 151.1, 143.8, 139.3, 136.1, 130.5, 128.6, 126.1, 125.4, 121.9, 121.2, 118.2, 115.8, 107.9, 64.2, 27.2; MS m/z (relative intensity): 307 (M^+ , 100%), 308 (21%).

4l: m.p.: 276-278 °C; IR (KBr) 3037,1732, 1660 cm^{-1} ; ^1H NMR (CDCl_3) δ 12.08 (bs, 1H), 7.60-7.48 (m, 5H), 7.39-7.33 (m, 2H), 7.24-7.20 (m, 1H), 6.72 (s, 1H), 3.32(s, 3H), 2.06(s, 3H); ^{13}C NMR (DMSO_{d_6}) δ 169.7, 161.8, 151.2, 145.2, 139.9, 136.1, 131.2, 130.4, 129.7, 128.4, 127.8, 126.6, 122.5, 121.9, 118.8, 116.4, 37.2, 22.9; MS m/z (relative intensity) 292 (M^+ , 100 %), 293 (12 %).

4m: m.p.: 263-265 °C; IR (KBr) 3130,1735, 1660 cm^{-1} ; ^1H NMR (CDCl_3) δ 12.07 (bs, 1H), 7.70-7.34 (m, 7H), 7.22-7.20 (m, 1H), 6.70 (s, 1H), 3.24 (s, 3H), 2.06 (s, 3H); ^{13}C NMR (DMSO_{d_6}) δ 167.4, 161.8, 151.0, 145.2, 139.9, 136.3, 131.2, 130.4, 129.5, 128.2, 127.8, 126.6, 122.5, 122.0, 118.7, 116.4, 37.2, 22.9; MS m/z (relative intensity) 292 (M^+ , 100 %), 293 (25 %).

4n: m.p.: 252-254 °C; IR (KBr) 3170, 1624 cm^{-1} ; ^1H NMR (CDCl_3) δ 12.69 (bs, 1H), 7.59-7.48 (m, 8H), 7.21-7.17 (m, 1H), 6.73 (s, 1H); ^{13}C NMR (CDCl_3) δ 164.1, 153.5, 139.0, 137.2, 130.7, 129.0, 128.9, 128.7, 128.5, 127.3, 126.8, 122.6, 120.9, 119.7, 116.7; MS m/z (relative intensity) 221 (M^+ , 100 %), 222 (27%), 220 (36 %), 207 (38 %).

Chapter 6-Experimental Section

Typical Procedure for preparation of Benzo[*b*]furans (3) from *o*-Iodocardanol (1) and terminal alkynes (2): To a stirred solution of **1** (100 mg, 0.23 mmol) and $\text{PdCl}_2(\text{PPh}_3)_2$ (3.2 mg, 0.02 mmol), in Et_2NH (0.3 mL) and dry DMF (0.2 mL) under Ar at 60°C, CuI (2 mg, 0.04 mmol) and *m*-methoxyphenylacetylene (37 mg, 0.28 mmol) were added. After 0.5 h the temperature was increased to 80°C and the reaction mixture was maintained at that temperature for 5 h. After this time, the mixture was diluted with ethyl acetate and washed with brine. The organic extract was dried over Na_2SO_4 and concentrated under reduced pressure. The residue was purified by chromatography (silica gel, 35 g; n-hexane) to give 70

Appendix I. EXPERIMENTAL SECTION

mg of **3e** (70% yield): mp 48-49°C; IR (KBr): 2913, 2850 cm^{-1} ; ^1H NMR (CDCl_3): δ 7.49-7.34 (m, 5 H), 7.09-7.07 (d, $J = 7.78$ Hz, 1 H), 7.00 (s, 1 H), 6.92-6.89 (d, $J = 9.9$ Hz, 1 H), 3.90 (s, 3 H), 2.75-2.72 (t, $J = 7.6$ Hz, 2 H), 1.70-1.65 (m, 2 H), 1.34-1.27 (m, 24 H), 0.92-0.88 (t, $J = 6.5$ Hz, 3 H); ^{13}C NMR (CDCl_3): δ 160.0, 155.4, 155.3, 140.0, 132.1, 129.9, 127.0, 124.0, 120.5, 117.4, 114.3, 110.8, 110.0, 101.6, 55.4, 36.3, 32.0, 31.9, 29.8, 29.7, 29.6, 29.4, 29.3, 22.8, 14.2.

MS (EI, 70 ev): m/z (%) = 434 (M^+ , 100), 237 (86), 43 (48.49), 435 (33), 41 (28); Anal. Calcd for $\text{C}_{30}\text{H}_{42}\text{O}_2$: C, 82.90; H, 9.74. Found C, 82.88; H, 9.76.

3a: mp 49-50°C; IR (KBr): 3340, 2916, 2849 cm^{-1} ; ^1H NMR (CDCl_3): δ 7.44-7.41 (d, $J = 8.2$ Hz, 1 H), 6.8 (s, 1 H), 6.74-6.72 (d, $J = 8.2$ Hz, 1 H), 2.60-2.58 (s, 6 H), 1.66-1.61 (m, 2 H), 1.31-1.26 (m, 26 H), 0.91-0.88 (t, $J = 6.5$, 3 H); ^{13}C NMR (CDCl_3): δ 162.4, 155.1, 139.6, 126.0, 123.6, 120.5, 110.8, 100.2, 69.3, 36.2, 32.0, 29.7, 29.6, 29.5, 29.4, 29.3, 28.8, 22.7, 14.2; MS (EI, 70 ev): m/z (%) = 43 (100), 171 (73), 371 (72), 368 (57), 41 (49), 57 (20), 386 (M^+ , 18); Anal. Calcd for $\text{C}_{26}\text{H}_{42}\text{O}_2$: C, 80.77; H, 10.95. Found C, 80.70; H, 10.92.

3b: mp 47-48 °C; IR (KBr): 2918, 2849 cm^{-1} ; ^1H NMR (CDCl_3): δ 7.41-7.23 (m, 7 H), 7.07-7.01 (dd, $J = 7.9$, $J = 1.3$ Hz, 1 H), 6.33 (s, 1 H), 3.10-3.08 (m, 4 H), 2.76-2.72 (t, $J = 7.6$, 2 H), 1.71-1.66 (m, 2 H), 1.35-1.23 (m, 24 H), 0.95-0.92 (t, $J = 6.5$, 3 H); ^{13}C NMR (CDCl_3): δ 157.9, 155.1, 130.8, 128.5, 128.4, 126.6, 126.2, 123.3, 119.8, 141.1, 138.8, 113.9, 110.5, 102.2, 55.4, 36.2, 34.1, 32.1, 30.5, 29.8, 29.7, 29.7, 29.5, 29.4, 22.8, 14.2; MS (EI, 70 ev): m/z (%) = 145 (100), 43 (53), 432 (M^+ , 51), 91.05 (32), 41 (29), 433 (17); Anal. Calcd for $\text{C}_{31}\text{H}_{44}\text{O}$: C, 86.05; H, 10.25. Found: C, 86.10; H, 10.29.

3c: Oil; IR (KBr): 2925, 2853 cm^{-1} ; ^1H NMR (CDCl_3): δ 7.40-7.38 (d, $J = 7.9$ Hz, 1 H), 7.26 (s, 1 H), 7.05-7.03 (dd, $J = 7.9$, $J = 1.3$ Hz, 1 H), 6.34 (s, 1H), 2.74-2.71 (t, $J = 7.6$, 2 H), 2.66-2.64 (d, $J = 6.5$ Hz, 2 H), 1.81-1.75 (m, 10 H), 1.35-1.04 (m, 26 H), 0.94-0.91 (t, $J = 6.5$, 3 H); ^{13}C NMR (CDCl_3): δ 157.9, 155.1, 138.5, 126.7, 123.2, 119.6, 110.4, 102.7, 37.1, 36.4, 36.2, 33.3, 32.1, 32.0, 29.8, 29.7, 29.6, 29.5, 29.4, 26.5, 26.3, 22.8, 14.2; MS (EI, 70 ev): m/z (%) = 424 (M^+ , 100), 43 (64), 145 (52), 55 (38), 41 (42), 425 (34); Anal. Calcd for $\text{C}_{30}\text{H}_{42}\text{O}$: C, 84.84; H, 11.39. Found C, 84.77; H, 11.30.

Appendix I. EXPERIMENTAL SECTION

3d: mp 57-58 °C; IR (KBr): 2917, 2849 cm^{-1} ; ^1H NMR (CDCl_3): δ 8.11-8.09 (dd, $J = 7.8$, $J = 1.7$ Hz, 1 H), 7.53-7.51 (d, $J = 7.8$ Hz, 1 H), 7.40-7.32 (m, 3 H), 7.14-7.08 (m, 2 H), 7.04-7.03 (d, $J = 7.8$ Hz, 1 H), 4.03 (s, 3 H), 2.79-2.75 (t, $J = 7.6$, 2 H), 1.74-1.68 (m, 2 H) 1.37-1.30 (m, 24 H), 0.94-0.91 (t, $J = 6.5$, 3 H); ^{13}C NMR (CDCl_3): δ 156.4, 154.4, 151.7, 139.8, 129.0, 127.6, 126.9, 123.6, 120.8, 120.6, 119.7, 111.1, 110.5, 106.4, 55.5, 36.7, 32.0, 32.0, 29.8, 29.7, 29.6, 29.5, 29.4, 22.8, 14.2; MS (EI, 70 ev): m/z (%) = 434 (M^+ , 100), 237 (68), 43 (50), 435 (35), 41 (32), 207 (22); Anal. Calcd for $\text{C}_{30}\text{H}_{42}\text{O}_2$: C, 82.90; H, 9.74. Found C, 82.84; H, 9.79.

3f: mp 83-84 °C; IR (KBr): 3334, 2917, 2848 cm^{-1} ; ^1H NMR (CDCl_3): δ 7.87 (s, 1 H), 7.79-7.77 (d, $J = 7.4$ Hz, 1 H), 7.49-7.42 (m, 2 H), 7.34 (bs, 2 H), 7.09-7.07 (d, $J = 8$ Hz, 1 H), 7.01 (s, 1 H), 4.79 (s, 2 H), 2.76-2.72 (t, $J = 7.6$, 2 H), 1.69-1.64 (m, 2 H), 1.34-1.27 (m, 24 H), 0.91-0.87 (t, $J = 6.5$, 3 H); ^{13}C NMR (CDCl_3): δ 155.4, 155.2, 141.5, 140.1, 131.1, 129.1, 126.8, 124.1, 123.9, 123.2, 120.5, 110.8, 101.5, 65.3, 36.3, 32.0, 31.9, 29.8, 29.7, 29.6, 29.4, 29.3, 22.8, 14.2; MS (EI, 70 ev): m/z (%) = 43 (100), 434 (M^+ , 96), 417 (56), 41 (56), 418 (34), 57 (35); Anal. Calcd for $\text{C}_{30}\text{H}_{42}\text{O}_2$: C, 82.90; H, 9.74. Found C, 82.86; H, 9.77.

3g: mp 174-175°C; IR (KBr): 3278, 2918, 2849 cm^{-1} ; ^1H NMR (CDCl_3): δ 10.11 (bs, 1 H), 7.81-7.79 (d, $J = 8.5$ Hz, 2 H), 7.61-7.59 (d, $J = 8.5$ Hz, 2 H), 7.49-7.47 (d, $J = 7.6$ Hz, 1 H), 7.31 (s, 1 H), 7.08-7.06 (d, $J = 7.6$ Hz, 1 H), 6.92 (s, 1 H), 2.75-2.71 (t, $J = 7.6$, 2 H), 2.23 (s, 3 H), 1.70-1.65 (m, 2 H) 1.34-1.27 (m, 24 H), 0.91-0.87 (t, $J = 6.5$, 3 H); ^{13}C NMR (CDCl_3): δ 169.1, 156.2, 155.4, 136.4, 131.9, 127.4, 123.2, 121.5, 114.5, 110.3, 101.9, 36.3, 32.0, 31.9, 29.8, 29.7, 29.6, 29.5, 29.4, 22.8, 21.8, 14.2; MS (EI, 70 ev): m/z (%) = 461.40 (M^+ , 100.00%), 43.00 (75.58%), 264.10 (41.97 %), 462.40 (34.03%), 222.05 (24.51 %), 41.05 (20.52%); Anal. Calcd for $\text{C}_{31}\text{H}_{43}\text{NO}_2$: C, 80.65; H, 9.39; N, 3.03. Found C, 80.70; H, 9.36; N, 3.05.

3h: mp 72-73°C; IR (KBr): 3452, 2915, 2847, 1521 cm^{-1} ; ^1H NMR (CDCl_3): δ 8.43 (s, 1 H), 7.95-7.92 (m, 1 H), 7.51-7.49 (m, 1 H), 7.42-7.40 (m, 1 H), 7.36 (s, 1 H), 7.12-7.07 (m, 2 H), 2.76-2.73 (t, $J = 7.6$ Hz, 2 H), 2.65 (s, 3 H), 1.70-1.65 (m, 2 H) 1.34-1.27 (m, 24 H), 0.91-0.87 (t, $J = 6.5$ Hz, 3 H); ^{13}C NMR (CDCl_3): δ 160.0, 155.4, 155.3, 140.0, 132.1, 129.9, 127.0, 124.0, 120.5, 117.4, 114.3, 110.8, 110.0, 101.6, 55.4, 36.3, 32.0, 31.9, 29.8, 29.7, 29.6, 29.4, 29.3, 22.8, 14.2; MS (EI, 70 ev): m/z (%) = 463 (M^+ , 100), 43 (70), 266 (69), 41.00 (40), 464 (35); Anal. Calcd for $\text{C}_{30}\text{H}_{41}\text{NO}_3$: C, 77.71; H, 8.91; N, 3.02. Found 77.68; H, 8.93; N, 3.05.

Appendix I. EXPERIMENTAL SECTION

3i: mp 108 -109 °C; IR (KBr): 2918, 2849, 1723 cm^{-1} ; ^1H NMR (CDCl_3): δ 8.13-8.11 (d, J = 8.4 Hz, 2 H), 7.93-7.91 (d, J = 8.4 Hz, 2 H), 7.55-7.52 (d, J = 7.9 Hz, 1 H), 7.37 (s, 1 H), 7.13-7.09 (m, 2 H), 3.96 (s, 3 H), 2.77-2.74 (t, J = 7.6, 2 H), 1.72-1.65 (m, 2 H) 1.34-1.26 (m, 24 H), 0.92-0.88 (t, J = 6.5, 3 H); ^{13}C NMR (CDCl_3): δ 166.8, 155.7, 154.2, 140.9, 110.9, 103.5, 52.2, 36.3, 35.5, 32.0, 31.9, 29.8, 29.8, 29.7, 29.7, 29.5, 29.4, 29.4, 22.8, 14.2; MS (EI, 70 ev): m/z (%) = 265 (100), 462 (M^+ , 91), 43 (49), 207 (36), 463 (33), 41 (29); Anal. Calcd for $\text{C}_{31}\text{H}_{42}\text{O}_3$: C, 80.48; H, 9.15. Found C, 80.53; H, 9.12.

3j: mp 84-85 °C: IR (KBr): 2917, 2848 cm^{-1} ; ^1H NMR (CDCl_3): δ 7.80-7.78 (d, J = 8.2 Hz, 2 H), 7.51-7.49 (d, J = 8.7 Hz, 1 H), 7.35 (s, 1 H), 7.10-7.08 (d, J = 7.6 Hz, 1 H), 6.99 (s, 1 H), 2.77-2.73 (t, J = 7.6, 2 H), 1.71-1.67 (m, 2 H) 1.35-1.28 (m, 24 H), 0.92-0.88 (t, J = 6.5, 3 H); ^{13}C NMR (CDCl_3): δ 155.4, 154.3, 140.3, 134.0, 133.8, 129.3, 129.1, 129.0, 126.8, 126.0, 124.1, 120.5, 110.8, 101.7, 36.3, 32.0, 31.9, 29.8, 29.7, 29.6, 29.4, 29.3, 22.8, 14.2; MS (EI, 70 ev): m/z (%) = 438 (M^+ , 100), 241 (98), 43 (43), 440 (37), 243 (33), 41 (26); Anal. Calcd for $\text{C}_{29}\text{H}_{39}\text{ClO}$: C, 79.33; H, 8.95; Cl, 8.07. Found C, 79.40; H, 8.90; Cl, 8.03.

3k: mp 98-99 °C; IR (KBr): 2916, 2848, 1676 cm^{-1} ; ^1H NMR (CDCl_3): δ 8.03-8.01 (d, J = 8.5 Hz, 2 H), 7.61-7.59 (d, J = 8.5 Hz, 2 H), 7.49-7.47 (d, J = 8.0 Hz, 1 H), 7.35 (s, 1 H), 7.11-7.08 (m, 2 H), 2.76-2.72 (t, J = 7.6, 2 H), 2.62 (s, 3 H), 1.68-1.66 (m, 2 H) 1.34-1.26 (m, 24 H), 0.91-0.87 (t, J = 6.5, 3 H); ^{13}C NMR (CDCl_3): δ 197.5, 155.8, 154.1, 141.0, 136.4, 135.0, 129.0, 126.7, 124.6, 124.3, 120.7, 111.0, 103.7, 36.3, 32.0, 31.9, 29.8, 29.7, 29.6, 29.5, 29.4, 29.3, 26.7, 22.8, 14.2; MS (EI, 70 ev): m/z (%) = 249 (100), 446 (M^+ , 69), 447 (30), 43 (24), 448 (4); Anal. Calcd for $\text{C}_{31}\text{H}_{42}\text{O}_2$: C, 83.36; H, 9.48. Found C, 83.40; H, 9.45.

3l: mp 66-67 °C: IR (KBr): 2915, 2848 cm^{-1} ; ^1H NMR (CDCl_3): δ 7.87-7.85 (m, 2 H), 7.51-7.45 (m, 3 H), 7.38-7.34 (m, 2 H), 7.11-7.10 (m, 1 H), 7.01 (s, 1 H), 2.76-2.72 (t, J = 7.58, 2 H), 1.72-1.67 (m, 2 H) 1.37-1.30 (m, 24 H), 0.94-0.90 (t, J = 6.5 Hz, 3 H); ^{13}C NMR (CDCl_3): δ 155.5, 155.4, 139.9, 130.8, 128.8, 128.3, 127.0, 124.8, 123.9, 120.4, 110.8, 36.3, 32.0, 31.9, 29.8, 29.7, 29.6, 29.5, 29.4, 22.8, 14.2; MS (EI, 70 ev): m/z (%) = 207 (100), 404 (M^+ , 91), 43 (43), 405 (29), 41.05 (25), 42 (5) 406 (5); Anal. Calcd for $\text{C}_{29}\text{H}_{40}\text{O}$: C, 86.08; H, 9.96. Found C, 86.11; H, 9.93.

3m: mp 72-73 °C; IR (KBr): 3287, 2920, 2849, 1656 cm^{-1} ; ^1H NMR (CDCl_3): δ 7.40-7.38 (d, J = 8.0 Hz, 1 H), 7.21 (s, 1 H), 7.02-7.00 (d, J = 8.0 Hz, 1 H), 6.57 (s, 1 H), 5.53 (bs, 1 H), 2.70-

Appendix I. EXPERIMENTAL SECTION

2.67 (m, 2 H), 2.42-2.39 (m, 2 H), 1.66-1.61 (m, 2 H), 2.06-1.99 (m, 2 H), 1.98 (s, 3 H), 1.65-1.26 (m, 32 H), 0.91-0.88 (t, $J = 6.5$, 3 H); ^{13}C NMR (CDCl_3): δ 169.3, 159.8, 154.8, 139.2, 126.2, 125.8, 123.4, 120.5, 110.6, 102.5, 55.5, 36.2, 34.2, 32.0, 31.9, 29.8, 29.7, 29.6, 29.5, 29.4, 29.3, 25.5, 24.4, 22.7, 21.9, 14.2; MS (EI, 70 eV): m/z (%) = 43.05 (100%), 171.10 (73.43 %), 371.30 (72.07 %), 368.40 (56.90 %), 41.05 (48.63 %), 57.10 (20.48%), 386.40 (M^+ , 18.12 %); Anal. Calcd for $\text{C}_{31}\text{H}_{49}\text{NO}_2$: C, 79.60; H, 10.56; N, 2.99. Found C, 79.51; H, 10.59; N, 2.90.

3n: mp 46-47 °C; IR (KBr): 3515.6, 3420.14, 2919.70, 2848.35 cm^{-1} ; ^1H NMR (CDCl_3): δ 7.53-7.51 (d, $J = 7.8$ Hz, 1 H), 7.39-7.36 (m, 2 H), 7.14-7.12 (dd, $J = 7.9$, $J = 1.3$ Hz, 1 H), 6.97 (s, 1 H), 6.93-6.92 (m, 1 H), 4.27 (bs, 2 H), 2.80-2.77 (t, $J = 7.6$, 2 H), 2.34 (s, 3 H), 2.26 (s, 3 H), 1.74-1.68 (m, 2 H), 1.37-1.30 (m, 24 H), 0.94-0.91 (t, $J = 6.5$, 3 H); ^{13}C NMR (CDCl_3): δ 155.6, 154.8, 140.1, 139.6, 131.9, 127.2, 126.8, 126.8, 123.8, 123.5, 120.2, 115.6, 110.7, 103.1, 36.3, 32.5, 32.0, 29.8, 29.8, 29.7, 29.7, 29.5, 29.4, 22.8, 20.5, 17.9, 14.2; MS (EI, 70 eV): m/z (%) = 447 (M^+), 250.15 (45), 43 (41), 448 (37), 207 (23), 449 (7); Anal. Calcd for $\text{C}_{31}\text{H}_{45}\text{NO}$: C, 83.17; H, 10.13; N, 3.13. Found C, 83.23; H, 10.10; N, 3.15.

Typical Procedure for preparation of Benzo[*b*]furans (3) from *o*-Ethylnylcardanol (9) and Aryl Iodides (10): To a stirred solution of *p*-iodoanisole (112 mg, 0.48 mmol), $\text{PdCl}_2[\text{PPh}_3]_2$ (4.5 mg, 0.006 mmol) in Et_2NH (0.3 mL) and dry DMF (0.2 mL) under Ar at 60°C, CuI (2.4 mg, 0.012 mmol) and **9** (100 mg, 0.32 mmol) were added. After 8h the mixture was diluted with ethyl acetate and washed with brine. The organic layer was dried over Na_2SO_4 and concentrated under reduced pressure. The residue was purified by chromatography (silica gel, 35 g; *n*-hexane) to give 90 mg of **3o** (70%): mp 108-109°C; IR (KBr) 2917, 2850 cm^{-1} ; ^1H NMR (CDCl_3): δ 7.81-7.79 (d, $J = 8.7$ Hz, 2 H), 7.47-7.45 (d, $J = 7.9$ Hz, 1 H), 7.34 (s, 1 H), 7.08-7.06 (d, $J = 7$ Hz, 1 H), 7.01-6.98 (d, $J = 7$ Hz, 1 H), 6.86 (s, 1 H), 3.89 (s, 3 H), 2.76-2.72 (t, $J = 7.6$, 2 H), 1.72-1.65 (m, 2 H), 1.34-1.26 (m, 24 H), 0.92-0.88 (t, $J = 6.5$, 3 H); ^{13}C NMR (CDCl_3): δ 159.9, 155.6, 155.2, 135.2, 128.7, 127.2, 126.3, 123.8, 120.2, 114.3, 110.7, 99.7, 55.5, 36.3, 32.0, 31.9, 29.8, 29.7, 29.6, 29.5, 29.4, 29.4, 22.8, 14.2; MS (EI, 70 eV): m/z (%) = 434 (M^+), 237 (67), 43 (35), 435 (35), 41.00 (19); Anal. Calcd for $\text{C}_{30}\text{H}_{42}\text{O}_2$: C, 82.90; H, 9.74. Found C, 82.85; H, 9.79.

Appendix I. EXPERIMENTAL SECTION

3p: mp 71-72 °C; IR (KBr): 2917, 2848 cm^{-1} ; ^1H NMR (CDCl_3): δ 7.65-7.63 (d, J = 7.8 Hz, 1 H), 7.51-7.36 (m, 4 H), 7.12-7.03 (m, 2 H), 7.02 (s, 1 H), 2.77-2.74 (t, J = 7.6 Hz, 2 H), 1.72-1.66 (m, 2 H) 1.34-1.27 (m, 24 H), 0.93-0.89 (t, J = 6.5 Hz, 3 H); ^{13}C NMR (CDCl_3): δ 163.0 (d, J = 244 Hz), 155.5, 154.2, 140.5, 132.9 (d, J = 8.4 Hz), 131.8, 130.5 (d, J = 8.3 Hz), 127.6, 124.1, 120.7, 120.4 (d, J = 2.9 Hz), 115.1 (d, J = 21.2 Hz), 111.7 (d, J = 21.2 Hz), 110.9, 102.3, 29.9, 29.8, 29.7, 29.6, 29.5, 29.4, 22.7, 14.2; ^{19}F NMR (CDCl_3): δ -112.6; MS (EI, 70 ev): m/z (%) = 225 (100), 422 (M^+ , 77), 43 (40), 41 (27), 423 (25), 226 (17); Anal. Calcd for $\text{C}_{29}\text{H}_{39}\text{FO}$: C, 82.42; H, 9.30; F, 4.50; found C, 82.37; H, 9.38; F, 4.57.

3q: mp 53-54 °C; IR (KBr) 2917, 2848 cm^{-1} ; ^1H NMR (CDCl_3): δ 8.11 (s, 1 H), 8.03-8.01 (d, J = 6.9 Hz, 1 H), 7.61-7.51 (m, 3 H), 7.38 (s, 1 H), 7.12-7.09 (m, 2 H), 2.78-2.74 (t, J = 7.6 Hz, 2 H), 1.72-1.66 (m, 2 H) 1.34-1.27 (m, 24 H), 0.93-0.89 (t, J = 6.5 Hz, 3 H); ^{13}C NMR (CDCl_3): δ 155.5, 153.8, 140.7, 131.6, 129.4, 127.2 (q J =315 Hz), 125.5, 124.7, 124.2, 121.5, 120.8, 110.9, 102.6, 101.6, 36.3, 32.0, 31.9, 29.8, 29.7, 29.6, 29.4, 29.3, 22.8, 14.2; ^{19}F NMR (CDCl_3): δ -62.8; MS (EI, 70 ev): m/z (%) = 275 (100), 472 (M^+ , 72), 43 (35), 473 (23), 41.05 (22); Anal. Calcd for $\text{C}_{29}\text{H}_{39}\text{F}_3\text{O}$: C, 76.24; H, 8.32; F, 12.06; found C, 76.32; H, 8.37; F, 12.00.

Typical Procedure for preparation of 2,3-Disubstituted Benzo[*b*]furans (13) from α -Alkynylcardanols (12) and Aryl Iodides (10):

A mixture of iodobenzene (45 μl , 0.4, mmol), $\text{Pd}_2(\text{dba})_3$ (3.1 mg, 0.01 mmol), bpy (3.2 mg, 0.02 mmol) and K_2CO_3 (110 mg, 0.8 mmol) in MeCN (0.6 mL) was stirred at 50°C under Ar for 1 h. Then, a solution of **12a** (70 mg, 0.2 mmol) in MeCN (0.4 mL) was added. The reaction mixture was stirred for further 5 h. After this time, it was diluted with ethyl acetate and washed with brine. The organic layer was dried over Na_2SO_4 and concentrated under reduced pressure. The residue was purified by chromatography (silica gel, 35 g; *n*-hexane) to give 65mg of **13a** (70% yield): mp 60-62 °C; IR (KBr): 2919, 2849 cm^{-1} ; ^1H NMR (CDCl_3): δ 7.69-7.67 (m, 2 H), 7.55-7.32 (m, 10 H), 7.12 (m, 1 H), 2.80-2.76 (t, J = 7.6, 2 H), 1.73-1.70 (m, 2 H) 1.37-1.30 (m, 24 H), 0.93-0.90 (t, J = 6.5 Hz, 3 H); ^{13}C NMR (CDCl_3) δ 154.5, 150.0, 140.5, 131.0, 129.8, 129.0, 126.5, 128.2, 128.1, 127.6, 127.0, 123.7, 119.6, 117.5, 110.7, 36.3, 32.0, 29.8, 29.7, 29.6,

Appendix I. EXPERIMENTAL SECTION

29.5, 29.4, 22.8, 14.2; MS (EI, 70 ev): m/z (%) = 404 (M^+ , 100), 207 (98), 43 (38), 405 (32), 41 (26), 406 (5); Anal. Calcd for $C_{35}H_{44}O$: C, 87.45; H, 9.23. Found C, 87.55; H, 9.27.

13b: mp 61-63 °C; IR (KBr): 2918, 2846 cm^{-1} ; 1H NMR ($CDCl_3$): δ 7.70-7.69 (d, J = 7.1, 2 H), 7.60-7.58 (d, J = 8.8, 1 H), 7.46-7.30 (m, 5 H), 7.12-7.10 (d, J = 7.8, 1 H), 7.05-7.03 (d, J = 8.5, 2 H), 6.72-6.70 (d, J = 8.8, 1 H), 3.92 (s, 3 H) 2.80-2.76 (t, J = 7.6, 2 H), 1.73-1.70 (m, 2 H) 1.37-1.30 (m, 24 H), 0.93-0.90 (t, J = 6.5 Hz, 3 H); ^{13}C NMR ($CDCl_3$): δ 158.5, 153.8, 149.2, 139.8, 137.7, 130.6, 130.4, 128.0, 127.8, 127.5, 126.3, 124.7, 123.2, 119.1, 116.6, 115.9, 113.9, 110.2, 54.8, 35.7, 31.5, 29.2, 29.2, 29.1, 28.9, 28.8, 22.2, 13.6.

MS (EI, 70 ev): m/z (%) = 510 (M^+ , 100), 43.05 (67), 511 (39), 313 (23), 512 (17); Anal. Calcd for $C_{36}H_{46}O_2$: C, 84.66; H, 9.08. Found C, 84.72; H, 9.04.

13c: mp 65-67 °C; IR (KBr) 2919, 2849, 1682 cm^{-1} ; 1H NMR ($CDCl_3$): δ 8.08-8.06 (d, J = 8.2, 2 H), 7.86-7.84 (d, J = 8.4, 2 H), 7.69-7.63 (m, 4 H), 7.41-7.35 (m, 1 H), 7.34-7.13 (m, 2 H), 7.14-7.12 (d, J = 8.0, 1 H), 2.79-2.75 (t, J = 7.6, 2 H), 2.59 (s, 3 H) 1.71-1.67 (m, 2 H) 1.37-1.30 (m, 24 H), 0.92-0.89 (t, J = 6.5 Hz, 3 H); ^{13}C NMR ($CDCl_3$): δ 197.6, 154.4, 150.6, 140.6, 138.3, 137.8, 136.2, 136.0, 130.3, 129.7, 129.6, 128.9, 128.5, 128.4, 127.1, 127.0, 124.0, 119.2, 116.3, 110.7, 101.0, 36.1, 31.8, 31.8, 29.6, 29.5, 29.4, 29.3, 29.2, 26.6, 26.4, 22.6, 14.0; MS (EI, 70 ev): m/z (%) = 207 (100), 522 (M^+ , 90), 523.35 (76), 43 (56), 325 (29); Anal. Calcd for $C_{37}H_{47}O_2$: C, 85.01; H, 8.87. Found C, 85.10; H, 8.81.

13d: mp 64-66 °C; IR (KBr): 2917, 2848, 1673 cm^{-1} ; 1H NMR ($CDCl_3$): δ 7.92-7.90 (d, J = 8.3, 2 H), 7.77-7.75 (d, J = 8.3, 2 H), 7.52-7.27 (m, 7 H), 7.13-7.10 (m, 1 H), 2.80-2.76 (t, J = 7.6, 2 H), 2.60 (s, 3 H) 1.73-1.70 (m, 2 H) 1.37-1.30 (m, 24 H), 0.92-0.89 (t, J = 6.5 Hz, 3 H); ^{13}C NMR ($CDCl_3$): δ 197.5, 154.7, 148.6, 141.4, 136.1, 135.4, 132.8, 129.8, 129.2, 128.5, 128.1, 128.0, 126.6, 124.2, 120.0, 119.9, 110.8, 36.4, 32.0, 31.9, 29.8, 29.6, 29.5, 29.4, 26.6, 22.8, 14.2; MS (EI, 70 ev): m/z (%) = 522 (M^+ , 100), 325 (57), 523 (41), 43 (40), 41 (16); Anal. Calcd for $C_{37}H_{46}O_2$: C, 85.01; H, 8.87; found C, 85.07; H, 8.83.

13e: Oil; IR (neat) 2922, 2850 cm^{-1} ; 1H NMR ($CDCl_3$): δ 8.32 (s, 1 H), 7.70 - 7.68 (d, J = 8.2, 1 H), 7.52-7.48 (m, 7 H), 7.14-7.13 (m, 1 H), 7.26 (s, 1 H), 7.12-7.10 (m, 1 H), 2.80-2.76 (t, J = 7.6, 2 H), 2.60 (s, 3 H), 1.73-1.70 (m, 2 H) 1.37-1.30 (m, 24 H), 0.92-0.89 (t, J = 6.5 Hz, 3 H); ^{13}C NMR ($CDCl_3$): δ 154.5, 149.5, 147.4, 141.4, 141.0, 133.3, 133.1, 132.9, 132.3, 130.4, 130.3, 130.1, 129.6, 129.3, 126.6, 128.2, 127.8, 126.5, 124.3, 122.5, 120.8, 120.7, 119.9, 119.2,

Appendix I. EXPERIMENTAL SECTION

110.9, 110.9, 102.8, 36.3, 32.0, 31.9, 31.9, 29.8, 29.7, 29.6, 29.4, 29.3, 22.8, 20.4, 20.3, 14.2; MS (EI, 70 ev): m/z (%) = 539 (M^+ , 100), 43 (78), 342 (53), 462 (47), 540 (36), 541 (6); Anal. Calcd for $C_{36}H_{45}NO_3$: C, 80.11; H, 8.40; N, 2.60. Found C, 80.20; H, 8.47; N, 2.64.

13f: Oil; IR (neat) 2921, 2849 cm^{-1} ; 1H NMR ($CDCl_3$): δ 8.35 (s, 1 H), 7.71-7.69 (d, $J = 7.9$, 1 H), 7.58-7.56 (d, $J = 8.8$, 1 H), 7.43-7.38 (m, 2 H), 7.26-7.23 (m, 1 H), 7.12-7.04 (m, 3 H), 6.71-6.69 (d, $J = 8.8$, 1 H), 3.91 (s, 3 H), 2.80-2.76 (t, $J = 7.6$, 2 H), 2.60 (s, 3 H), 1.73-1.70 (m, 2 H) 1.37-1.30 (m, 24 H), 0.92-0.89 (t, $J = 6.5$ Hz, 3 H); ^{13}C NMR ($CDCl_3$): δ 158.5, 154.1, 149.1, 147.4, 141.1, 137.0, 136.1, 132.8, 132.4, 130.0, 129.2, 128.7, 126.6, 124.0, 122.2, 119.1, 117.6, 110.4, 55.0, 35.7, 31.4, 31.3, 29.2, 29.1, 29.0, 28.8, 28.7, 26.1, 22.2, 19.7, 13.6; MS (EI, 70 ev): m/z (%) = 569 (M^+ , 100), 372 (M^+ , 85), 43 (50), 570 (39), 571 (10), 572 (2); Anal. Calcd for $C_{37}H_{47}NO_3$: C, 78.00; H, 8.31; N, 2.46. Found C, 78.15; H, 8.38; N, 2.40.

13g: Oil; IR (neat) 2922, 2850, 1683 cm^{-1} ; 1H NMR ($CDCl_3$): δ 8.33 (s, 1 H), 8.11-8.09 (d, $J = 8.2$, 2 H), 7.65-7.61 (m, 3 H), 7.42-7.39 (m, 2 H), 7.26 (s, 1 H), 7.15-7.13 (d, $J = 8.3$, 1 H), 2.80-2.76 (t, $J = 7.6$, 2 H), 2.70 (s, 3 H), 2.62 (s, 3 H) 1.73-1.70 (m, 2 H), 1.37-1.30 (m, 24 H), 0.92-0.89 (t, $J = 6.5$ Hz, 3 H); ^{13}C NMR ($CDCl_3$): δ 197.0, 154.1, 149.1, 147.4, 141.1, 137.0, 136.1, 132.8, 132.4, 130.0, 129.2, 128.7, 126.6, 124.0, 122.2, 119.1, 117.6, 110.4, 35.7, 31.4, 31.3, 29.2, 29.1, 29.0, 28.8, 28.7, 26.1, 22.2, 19.7, 13.6; MS (EI, 70 ev): m/z (%) = 581 (M^+), 43 (73), 462 (58), 384 (46), 582 (45), 583 (6); Anal. Calcd for $C_{38}H_{47}NO_4$: C, 78.45; H, 8.14; N, 2.41. Found C, 78.52; H, 8.10; N, 2.47.

13h: mp 77-78 °C; IR (neat): 2919, 2848, 1715 cm^{-1} ; 1H NMR ($CDCl_3$): δ 8.00-7.98 (d, $J = 8.5$, 2 H), 7.75-7.73 (d, $J = 8.5$, 2 H), 7.51-7.28 (m, 7 H), 7.13-7.11 (d, $J = 8.1$, 1 H), 3.93 (s, 3 H), 2.80-2.76 (t, $J = 7.6$, 2 H), 1.73-1.70 (m, 2 H) 1.37-1.30 (m, 24 H), 0.92-0.89 (t, $J = 6.5$ Hz, 3 H); ^{13}C NMR ($CDCl_3$): δ 166.7, 154.6, 148.7, 141.2, 135.1, 132.6, 129.7, 129.2, 129.1, 128.0, 127.9, 126.4, 124.1, 119.9, 119.6, 110.7, 52.1, 36.2, 31.9, 31.8, 29.7, 29.7, 29.6, 29.5, 29.4, 29.3, 22.7, 14.1; MS (EI, 70 ev): m/z (%) = 538 (M^+ , 100), 341 (60), 539 (41), 43 (33), 41 (15); Anal. Calcd for $C_{37}H_{46}O_3$: C, 82.49; H, 8.61. Found C, 82.55; H, 8.67.

13i: mp 72-73 °C; IR (KBr): 2919, 2848, 1715 cm^{-1} ; 1H NMR ($CDCl_3$): δ 8.00-7.98 (d, $J = 8.5$, 2 H), 7.75-7.73 (d, $J = 8.5$, 2 H), 7.70-7.69 (m, 2 H), 7.60-7.58 (d, $J = 8.8$, 1 H), 7.12-7.10 (d, $J = 7.8$, 1 H), 7.05-7.03 (d, $J = 8.5$, 2 H), 6.72-6.70 (d, $J = 8.8$, 1 H), 3.93 (s, 3 H), 3.90 (s, 3

Appendix I. EXPERIMENTAL SECTION

H), 2.80-2.76 (t, $J = 7.6$, 2 H), 1.73-1.70 (m, 2 H) 1.37-1.30 (m, 24 H), 0.92-0.89 (t, $J = 6.5$ Hz, 3 H).

^{13}C NMR (CDCl_3): δ 166.7, 159.9, 154.6, 148.7, 141.2, 135.1, 132.6, 129.7, 129.1, 127.9, 126.4, 124.1, 119.9, 119.6, 110.7, 54.7, 52.1, 36.2, 31.9, 31.8, 29.7, 29.7, 29.6, 29.5, 29.4, 29.3, 22.7, 14.1; MS (EI, 70 ev): m/z (%) = 568.37 (M^+ , 100 %), 569.40 (60.72 %), 43.05 (32.57 %), 41.00 (15.43 %); Anal. Calcd for $\text{C}_{38}\text{H}_{48}\text{O}_4$: C, 80.24; H, 8.51. Found C, 80.32; H, 8.53.

13j: mp 82-83 °C; IR (KBr): 2919, 2848, 1715, 1681 cm^{-1} ; ^1H NMR (CDCl_3): δ 8.08-8.06 (d, $J = 8.2$, 2 H), 7.99-7.97 (d, $J = 8.4$, 2 H), 7.86-7.84 (d, $J = 8.4$, 2 H), 7.75-7.73 (d, $J = 8.4$, 2 H), 7.23-7.13 (m, 2 H), 7.14-7.12 (m, 1 H), 3.93 (s, 3 H), 2.80-2.76 (t, $J = 7.6$, 2 H), 2.59 (s, 3 H), 1.73-1.70 (m, 2 H) 1.37-1.30 (m, 24 H), 0.92-0.89 (t, $J = 6.5$ Hz, 3 H); ^{13}C NMR (CDCl_3): δ 196.8, 166.7, 154.6, 148.7, 141.2, 135.9, 135.1, 132.6, 129.7, 129.2, 128.0, 127.9, 126.4, 124.1, 119.9, 119.6, 110.7, 52.1, 36.2, 31.9, 31.8, 29.7, 29.7, 29.6, 29.5, 29.4, 29.3, 29.2, 22.7, 14.1; MS (EI, 70 ev): m/z (%) = 580 (M^+ , 100), 581.36 (72), 43.10 (41), 41 (16); Anal. Calcd for $\text{C}_{39}\text{H}_{48}\text{O}_4$: C, 80.65; H, 8.33. Found C, 80.58; H, 8.30.

13k: Oil; IR (neat): 3414, 2924, 2852 cm^{-1} ; ^1H NMR (CDCl_3): δ 7.57-7.29 (m, 11 H), 7.13-7.11 (d, $J = 7.9$ Hz, 1 H), 6.07-6.06 (m, 1 H), 5.60 (s, 1 H), 2.76-2.72 (t, $J = 7.6$, 2 H), 2.58-2.56 (m, 1 H), 1.73-1.70 (m, 2 H), 1.59 (s, 1 H), 1.35-1.28 (m, 24 H), 0.92-0.89 (t, $J = 6.5$ Hz, 3 H); ^{13}C NMR (CDCl_3): δ 154.9, 151.8, 141.1, 140.7, 131.9, 129.4, 129.1, 128.6, 128.0, 127.8, 126.7, 126.0, 124.0, 120.0, 119.6, 111.2, 68.6, 36.2, 32.0, 31.9, 29.8, 29.7, 29.6, 29.5, 29.4, 29.3, 22.6, 22.7, 14.2; MS (EI, 70 ev): m/z (%) = 510 (M^+ , 100), 43 (96), 493 (68), 41.05 (45), 105.05 (43), 511 (39), 433 (34); Anal. Calcd for $\text{C}_{36}\text{H}_{46}\text{O}_2$: C, 84.66; H, 9.08. Found C, 84.59; H, 9.02.

13l: Oil IR (neat): 3361, 2923, 2850 cm^{-1} ; ^1H NMR (CDCl_3): δ 7.65-7.63 (d, $J = 8$ Hz, 2 H), 7.55-7.35 (m, 8 H), 7.15-7.13 (d, $J = 7.9$, 1 H), 6.10-6.09 (m, 1 H), 5.60 (s, 1 H), 3.95 (s, 3 H), 2.76-2.72 (t, $J = 7.6$, 2 H), 2.58-2.56 (m, 1 H), 1.73-1.70 (m, 2 H), 1.59 (s, 1 H), 1.35-1.28 (m, 24 H), 0.92-0.89 (t, $J = 6.5$ Hz, 3 H); ^{13}C NMR (CDCl_3): δ 160.5, 154.9, 151.8, 141.1, 140.7, 131.9, 129.4, 129.1, 128.6, 127.8, 126.7, 126.0, 124.0, 120.0, 119.6, 111.2, 68.6, 56.2, 36.2, 32.0, 31.9, 29.8, 29.7, 29.6, 29.5, 29.4, 29.3, 22.6, 22.7, 14.2; MS (EI, 70 ev): m/z (%) = 207 (100), 73 (65), 281 (40), 524 (23), 540 (M^+ , 16), 43 (14); Anal. Calcd for $\text{C}_{37}\text{H}_{48}\text{O}_3$: C, 82.18; H, 8.95. Found C, 82.22; H, 8.97.

Appendix I. EXPERIMENTAL SECTION

13m: Oil; IR (neat): 3442, 2924, 2853, 1685 cm^{-1} ; ^1H NMR (CDCl_3): δ 8.05-8.03 (d, $J = 8.1$, 2 H), 7.83-7.81 (d, $J = 8.1$, 2 H), 7.57-7.29 (m, 6 H), 7.15-7.13 (d, $J = 7.9$ Hz, 1 H), 6.11-6.10 (m, 1 H), 5.60 (s, 1 H), 2.76-2.72 (t, $J = 7.6$, 2 H), 2.60 (s, 3 H), 2.58-2.56 (m, 1 H), 1.73-1.70 (m, 2H), 1.59 (s, 1 H), 1.35-1.28 (m, 24 H), 0.92-0.89 (t, $J = 6.5$ Hz, 3 H); ^{13}C NMR (CDCl_3): δ 197.0, 154.9, 151.8, 141.1, 140.7, 135.9, 131.9, 129.4, 129.1, 128.6, 127.8, 126.7, 126.0, 124.0, 120.0, 119.6, 111.2, 68.6, 36.2, 32.0, 31.9, 29.8, 29.7, 29.6, 29.5, 29.4, 29.3, 29.2, 22.6, 22.7, 14.2; MS (EI, 70 ev): m/z (%) = 73 (100), 552 (M^+ , 76), 355 (58), 553 (15), 43 (12); Anal. Calcd for $\text{C}_{37}\text{H}_{48}\text{O}_3$: C, 82.56; H, 8.75. Found C, 82.52; H, 8.72.

4: mp 49 -50 $^\circ\text{C}$.; IR (KBr) 2918, 2849, 1638 cm^{-1} ; ^1H NMR (CDCl_3): δ 12.3 (s, 1 H), 7.64-7.62 (d, $J = 7.9$ Hz, 1 H), 7.06-7.04 (dd, $J = 7.9$, $J = 1.3$ Hz, 1 H), 6.54 (s, 1 H), 2.73-2.72 (t, $J = 7.6$, 2 H), 1.66-1.61 (m, 8 H), 1.33-1.27 (m, 24 H), 0.91-0.88 (t, $J = 6.5$, 3 H); ^{13}C NMR (CDCl_3): δ 203.9, 162.6, 153.1, 130.7, 119.6, 117.8, 36.3, 32.0, 30.7, 29.7, 29.7, 29.6, 29.5, 29.4, 29.3, 26.5, 22.8, 14.2; MS (EI, 70 ev): m/z (%) = 43 (100), 150 (67), 346 (35), 41 (31); Anal. Calcd for $\text{C}_{23}\text{H}_{38}\text{O}_2$: C, 79.71; H, 11.05. Found C, 79.65; H, 11.09.

5: mp 62-63 $^\circ\text{C}$; IR (KBr): 2918, 2848 cm^{-1} ; ^1H NMR (CDCl_3): δ 7.78-7.76 (d, $J = 8.9$ Hz, 1 H), 6.82 -6.80 (d, $J = 7.9$ Hz, 1 H), 6.74 (s, 1 H), 2.70 (s, 2 H), 2.60-2.57 (t, $J = 7.6$, 2 H), 1.73-1.70 (m, 2 H) 1.46 (s, 6H), 1.37-1.30 (m, 24 H), 0.90-0.87 (t, $J = 6.5$ Hz, 3 H); ^{13}C NMR (CDCl_3): δ 192.3, 160.1, 152.7, 126.5, 121.5, 118.2, 117.7, 79.1, 48.9, 36.3, 32.0, 30.8, 29.6, 29.5, 29.4, 29.3, 26.8, 22.8, 14.2; MS (EI, 70 ev): m/z (%) = 371.25 (100), 43 (37), 372 (28), 386 (M^+ , 10); Anal. Calcd for $\text{C}_{26}\text{H}_{42}\text{O}_2$: C, 80.77; H, 10.95. Found C, 80.85; H, 10.99.

8: mp 84-85 $^\circ\text{C}$; IR (KBr): 3310, 2920, 2849, 1652 cm^{-1} ; ^1H NMR (CDCl_3): δ 12.5 (s, 1 H), 7.77-7.75 (d, $J = 8.2$ Hz, 1 H), 6.77 (s, 1 H), 6.73-6.70 (m, 1 H), 5.33 (s, 1 H), 3.53 (s, 3 H), 2.60-2.57 (t, $J = 7.6$, 2 H), 2.30-2.27 (m, 2 H), 1.91 (s, 2 H), 1.59-1.45 (m, 10 H), 1.37-1.30 (m, 24 H), 0.89-0.87 (t, $J = 6.5$ Hz, 3 H); ^{13}C NMR (CDCl_3): δ 205.1, 170.4, 162.8, 153.1, 130.8, 119.6, 118.6, 117.7, 55.5, 36.2, 35.3, 32.0, 30.6, 29.8, 29.7, 29.6, 29.5, 29.4, 29.3, 25.5, 24.5, 22.7, 21.7, 14.2; Anal. Calcd for $\text{C}_{31}\text{H}_{51}\text{O}_3$: C, 76.65; H, 10.58; N, 2.88. Found C, 76.58; H, 10.51; N, 2.81.

Appendix I. EXPERIMENTAL SECTION

Chapter 7-Experimental Section

Typical procedure for synthesis of **4a** from **3a** and phenil boronic acid: To a stirred solution of **3a** (100mg,0.20mmol), Pd₂(dba)₃ (3.6mg, 0.004mmol), S-phos(3.2mg, 0.008mmol) and K₃PO₄ (127.1mg, 0.6 mmol), in 1.4ml of degassed toluene under Ar finally was added **phenilboronic acid** (36.4mg,0.30mmol), at 100°C, the reaction was monitored by TLC, after 5 h the mixture was diluted with ethyl acetate and washed with brine. The organic layer was dried over Na₂SO₄ concentrated under reduced pressure. The residue was purified by chromatography (silica gel, 35 g; n-hexane/ Ethyl acetate = 50:50) to give 104 mg of **4a** : m.p.: 120-122°C; IR (KBr) 3497, 2998, 2935, 2837 cm⁻¹; ¹H NMR (CDCl₃) δ 7.41-7.21 (m, 5H), 6.87-6.80 (m, 3H), 6.26 (s, 1H), 4.73-4.71 (d, J = 7.4 Hz, 1H), 4.15-3.98 (m, 1H), 3.90 (s, 3H), 3.88 (s, 3H) 3.86 (s, 3H), 3.84 (s, 3H),3.09-2.67 (m, 2H); ¹³C NMR (CDCl₃) δ 157.7, 156.7, 152.2, 149.2, 148.9, 134.0, 131.3, 130.9, 127.5, 126.4, 118.9, 111.8, 111.1, 109.5, 102.0, 88.9, 81.0, 68.3, 60.5, 56.2, 56.0, 55.8, 55.6, 31.6, 27.4; Anal. Calcd for C₂₅H₂₆O₆: C, 71.07; H, 6.20; found C, 71.15; H, 6.25.

4b : m.p.: 151 °C; IR (KBr) 3546, 3006, 2939, 2839cm⁻¹; ¹H NMR (CDCl₃) δ 7.44-7.42 (m, 2H), 7.38-7.34 (m, 2H), 7.27-7.24 (m, 1H), 6.85-6.78 (m, 3H), 6.26 (s, 1H), 4.97 (s, 1H), 4.42 (m, 1H), 3.90 (s, 3H), 3.85 (s, 3H) 3.75 (s, 3H), 3.70 (s, 3H), 3.04-2.96 (m, 2H); ¹³C NMR (CDCl₃) δ 158.2, 156.6, 152.1, 149.0, 148.3, 134.2, 131.4, 130.7, 127.6, 126.4, 117.4, 112.0, 111.2, 109.4, 100.9, 89.1, 79.0, 66.1, 65.8, 56.2, 56.0, 55.8, 55.6, 31.6, 28.1; Anal. Calcd for C₂₅H₂₆O₆: C, 71.07; H, 6.20; found C, 71.11; H, 6.27.

4c: m.p.: 152-154°C; IR (KBr) 3526, 2992, 2939, 2837cm⁻¹; ¹H NMR (CDCl₃) δ 7.31-7.29 (d, J= 8.0 Hz, 2H), 7.16-7.14 (d, J = 8.0 Hz, 2H), 6.91-6.82 (m, 4H), 6.26 (s, 1H), 4.69-4.67 (d, J= 7.4 Hz, 1H), 4.44 (m, 1H), 3.91 (s, 3H), 3.83 (s, 3H) 3.78 (s, 3H), 3.09-3.03 (m, 1H),3.08-3.04 (m, 1H), 2.74-2.68 (m, 1H), 2.37 (s, 3H); ¹³C NMR (CDCl₃) δ 157.5, 156.7, 152.2, 149.1, 148.8, 135.9, 131.1, 131.0, 130.9, 128.3, 119.0, 111.0, 109.4, 101.8, 88.8, 80.9, 68.2, 56.2, 56.0, 55.8, 55.6, 31.6, 27.3, 21.3; Anal. Calcd for C₂₆H₂₈O₆: C, 71.07; H, 6.20; found C, 71.10; H, 6.23.

4d: m.p.: 148-151°C; IR (KBr) 3528, 2990, 2941, 2837cm⁻¹; ¹H NMR (CDCl₃) δ 7.36-7.34 (d, J = 8.0 Hz, 2H), 7.21-7.19 (d, J = 8.0 Hz, 2H), 6.88-6.85 (m, 3H), 6.28 (s, 1H), 5.00 (s,1H) 4.44

Appendix I. EXPERIMENTAL SECTION

(m, 1H), 3.92 (s, 3H), 3.88 (s, 3H) 3.78 (s, 3H), 3.75 (s, 3H), 3.11-2.95 (m, 2H), 2.38 (s, 3H); ^{13}C NMR (CDCl₃) δ 157.8, 156.5, 152.0, 148.9, 148.1, 135.6, 131.0, 130.9, 130.6, 128.2, 117.2, 111.7, 111.0, 109.3, 100.6, 88.8, 65.6, 56.0, 55.8, 55.5, 55.4, 31.5, 27.9, 21.2; Anal. Calcd for C₂₆H₂₈O₆: C, 71.07; H, 6.20; found C, 71.15; H, 6.25.

4e : m.p.: 110-112°C; IR (KBr) 3529, 2990, 2939, 2838 cm⁻¹; ^1H NMR (CDCl₃) δ 7.22-7.13 (m, 2H), 6.97-6.82 (m, 2H), 6.25 (s, 1H), 4.73-4.71 (d, J = 7.4 Hz, 1H), 4.15-3.98 (m, 1H), 3.90 (s, 3H), 3.88 (s, 3H) 3.86 (s, 3H), 3.84 (s, 3H), 3.09-3.04 (m, 1H), 3.73-3.67 (m, 1H); ^{13}C NMR (CDCl₃) δ 160.2 (d, J = 243.9 Hz), 157.7, 156.6, 152.2, 149.0 (d, J = 18.2 Hz), 134.3, 130.8, 130.1, 129.4, 123.6 (d, J = 17.2 Hz), 119.0, 114.2 (d, J = 22.2 Hz), 111.1, 109.5, 102.0, 88.9, 81.0, 68.3, 56.2, 56.0, 55.8, 55.6, 31.6, 27.4, 22.7; ^{19}F NMR (CDCl₃) δ = - 120.8; Anal. Calcd for C₂₆H₂₇O₆F : C, 68.71; H, 5.99; found C, 68.78; H, 5.95.

4f : m.p.: 99-101°C; IR (KBr) 3529, 2990, 2935, 2833 cm⁻¹; ^1H NMR (CDCl₃) δ 7.31-7.21 (m, 2H), 7.02-7.97 (m, 1H), 6.90-6.84 (m, 3H), 6.19 (s, 1H), 4.98 (s, 1H), 4.44 (m, 1H), 3.92 (s, 3H), 3.88 (s, 3H) 3.78 (s, 3H), 3.75 (s, 3H), 3.12-2.96 (m, 2H), 2.30 (s, 3H); ^{13}C NMR (CDCl₃) δ 160.2 (d, J = 243.5 Hz), 158.2, 156.6, 152.2, 148.7 (d, J = 18.3 Hz), 134.3, 130.6, 130.2, 129.7, 123.7 (d, J = 17.1 Hz), 117.6, 114.1 (d, J = 22.2 Hz), 111.1, 109.5, 100.9, 88.9, 77.7, 65.8, 56.2, 56.0, 55.8, 55.6, 31.6, 28.0, 22.7; ^{19}F NMR (CDCl₃) δ = - 121.0; Anal. Calcd for C₂₆H₂₇O₆F : C, 68.71; H, 5.99; found C, 68.75; H, 5.94.

4g: m.p.: 155-157°C; IR (KBr) 3562, 3006, 2932, 2836 cm⁻¹; ^1H NMR (CDCl₃) δ 7.28-7.14 (m, 4H), 6.83-6.78 (m, 3H), 6.26 (s, 1H), 4.73-4.72 (m, 1H), 3.99-3.97 (m, 1H), 3.95 (s, 3H), 3.92 (s, 3H) 3.80 (s, 3H), 3.75 (s, 3H), 3.08-3.03 (m, 1H), 2.75-2.68 (m, 1H), 2.13 (s, 3H); ^{13}C NMR (CDCl₃) δ 157.7, 156.7, 152.2, 149.2, 148.9, 137.4, 134.1, 131.3, 130.9, 129.2, 126.9, 125.2, 119.1, 111.2, 110.9, 109.4, 102.7, 88.6, 81.0, 68.4, 56.1, 56.0, 55.8, 55.5, 27.4, 20.1; Anal. Calcd for C₂₆H₂₈O₆: C, 71.07; H, 6.20; found C, 71.15; H, 6.25.

4h: m.p.: 164-166°C; IR (KBr) 3496, 3007, 2938, 2837 cm⁻¹; ^1H NMR (CDCl₃) δ 7.30-7.21 (m, 3H), 6.85-6.81 (m, 3H), 6.73 (m, 1H), 6.28 (s, 1H), 4.97 (s, 1H) 4.44 (m, 1H), 3.95 (s, 3H), 3.87 (s, 3H) 3.77 (s, 3H), 3.67 (s, 3H), 3.11-2.95 (m, 2H), 2.13 (s, 3H); ^{13}C NMR (CDCl₃) δ 158.2, 156.6, 152.1, 149.0, 148.3, 134.2, 131.4, 130.7, 127.6, 126.4, 117.4, 112.0, 111.2, 109.4, 100.9, 89.1, 79.0, 66.1, 65.8, 56.2, 56.0, 55.8, 55.6, 31.6, 28.1, 20.1 Anal. Calcd for C₂₆H₂₈O₆: C, 71.07; H, 6.20; found C, 71.15; H, 6.25.

Appendix I. EXPERIMENTAL SECTION

4i: m.p.: 148-150°C; 3465, 2990, 2933, 2836 cm^{-1} ; ^1H NMR (CDCl_3) δ 7.60-7.56 (m, 3H), 7.55-7.54 (m, 1H), 7.49-7.47(m, 2H), 7.43-7.39 (m, 2H), 7.33-7.29 (m, 1H), 6.90-6.87 (m, 2H), 6.83-6.80 (m, 1H), 6.27 (s, 1H), 4.75-4.73 (d, $J = 7.5$ Hz, 1H), 4.02-4.00 (m, 1H), 3.90 (s, 3H), 3.88 (s, 3H) 3.85 (s, 3H), 3.80 (s, 3H), 3.10-3.05 (m, 1H), 2.74-2.68 (m, 1H); ^{13}C NMR (CDCl_3) δ 157.8, 156.7, 152.2, 149.9,148.8, 141.3,133.0, 131.7, 130.8, 128.7, 127.1, 127.0, 126.3, 119.0, 111.0, 109.6, 102.0, 88.8, 81.1, 68.2, 56.2, 56.0, 55.8, 55.6, 31.6, 27.3; Anal. Calcd for $\text{C}_{31}\text{H}_{30}\text{O}_6$: C, 74.68; H, 6.07; found C, 74.75; H, 6.00.

4j: m.p.: 188-190°C; 3544, 2060, 3029, 2931 cm^{-1} ; ^1H NMR (CDCl_3) δ 7.68-7.64 (m, 4H), 7.58-7.55 (m, 2H), 7.51-7.45(m, 2H), 7.37-7.31 (m, 1H), 6.90-6.84 (m, 3H), 6.30 (s, 1H), 5.00 (s,1H) 4.44 (m, 1H), 3.92 (s, 3H), 3.88 (s, 3H) 3.78 (s, 3H), 3.75 (s, 3H), 3.12-2.96 (m, 2H); ^{13}C NMR (CDCl_3) δ 157.7, 156.7, 152.1, 149.9, 148.8, 141.3,133.0, 131.7, 130.8, 128.7, 127.1, 127.0, 126.3, 119.0, 111.0, 109.6, 102.0, 88.8, 81.1, 68.2, 56.2, 56.0, 55.8, 55.4, 31.6, 27.9; Anal. Calcd for $\text{C}_{31}\text{H}_{30}\text{O}_6$: C, 74.68; H, 6.07; found C, 74.73; H, 6.05.

Appendix II – PAPERS

Appendix II – PAPERS

Gianfranco Battistuzzi, Sandro Cacchi, Ilse De Salve, Giancarlo Fabrizi, Luca M. Parisi

Synthesis of Coumarins in a Molten n-Bu₄NOAc/n-Bu₄NBr Mixture through a Domino Heck Reaction/Cyclization Process. *Advanced Synthesis & Catalysis* (2005), 347(2-3), 308-312.

Bernini Roberta, Sandro Cacchi, Ilse De Salve, Giancarlo Fabrizi.

The Heck Reaction of β -Aryl acrilammides. An approach to 4-Aryl-2-Quinolones. *Synlett*. In press.

Gianfranco Battistuzzi, Bernini Roberta, Sandro Cacchi, Ilse De Salve, Giancarlo Fabrizi.

2-Quinolones through a Pseudo-Domino Heck/Buchwald_Hartwig CYclization Process in a molten n-Bu₄NOAc/n-Bu₄NBr Mixture. *Advanced Synthesis & Catalysis*. In press.

Bernini Roberta, Sandro Cacchi, Ilse De Salve, Giancarlo Fabrizi.

Palladium-Catalyzed Synthesis of Lipophilic Benzo[b]furans from Cardanol. *Synthesis*. In press

Appendix III – COMMUNICATIONS

Appendix III – COMMUNICATIONS

POSTER COMMUNICATION

**7° Congresso nazionale del Consorzio I.N.C.A. - Venezia 2-3 Settembre 2004 –
Università Ca' Foscari - Auditorium S. Margherita**

Roberta Bernini, Sandro Cacchi, Ilse M.L. De Salve, Giancarlo Fabrizi, Enrico Mincione:

" Molten Salt Mixtures as Reusable Reaction Media For The Palladium-Catalyzed Heck Reaction".

7° Summer School on Green Chemistry - Venezia 5-11 Settembre 2004.

Roberta Bernini, Sandro Cacchi, Ilse M.L. De Salve, Giancarlo Fabrizi, Enrico Mincione:

" Molten Salt Mixtures as Reusable Reaction Media For The Palladium-Catalyzed Heck Reaction".

XXX Scuola "A. Corbella" di Chimica Organica – Gargnano 13-17 Giugno 2005.

Bernini Roberta, Ilse M. L. De Salve, Fabrizi Giancarlo, Cavani Fabrizio:

"Phenols derivatives oxidation using the O₂/POM catalytic system".

Stereocat 2005 COST meeting D24, Barcellona 15-18 Settembre 2005.

Sandro Cacchi, Ilse M. L. De Salve, Giancarlo Fabrizi:

"2-Quinolones through a Pseudo-Domino Heck/Buchwald_Hartwig Cyclization Process in a molten n-Bu₄NOAc/n-Bu₄NBr Mixture".

**8° Congresso nazionale del consorzio I.N.C.A. - Bologna 23-24 Marzo 2005 –
Università di Bologna-Facoltà di Ingegneria.**

Sandro Cacchi, Ilse M. L. De Salve, Giancarlo Fabrizi:

"2-Quinolones through a Pseudo-Domino Heck/Buchwald_Hartwig Cyclization Process in a molten n-Bu₄NOAc/n-Bu₄NBr Mixture".

Appendix III – COMMUNICATIONS

ORAL COMMUNICATION

COST meeting , 5-7 OCTOBER-2006, Rome

Sandro Cacchi, Ilse M. L. De Salve, Giancarlo Fabrizi:

Palladium-Catalyzed Synthesis of Lipophilic Benzo[b]furans from Cardanol. Oral communication

ACKNOWLEDGEMENTS

I wish to thank Dr. Bernini Roberta, Prof. Fabrizi Giancarlo, Prof. Cacchi Sandro and Prof. Enrico Mincione who supervised this research activity. In particular, Prof. Cacchi Sandro and Prof. Fabrizi Giancarlo, who guide me in the "world" of Pd's chemistry.

I'm grateful to Ambrogio Ilaria, Goggiamani Antonella, Parisi Luca, Sferazza Alessio and Sgalla Simona for all the time spent together. A particular thank to Eleonora Filisti who worked with me in the last year of PhD thesis.

I am grateful to Interuniversity Consortium "Chemistry for the Environment" (INCA) for the financial support of these researches.